


# **2022**

## **FINGER LAKES LIBRARY SYSTEM**



## **Annual Report to the Community**



**FINGER LAKES**  
**LIBRARY SYSTEM**



FINGER LAKES  
LIBRARY SYSTEM

2022



## SUMMER READING



Our libraries held **1,630** programs  
with **32,835** attendees of all ages!  
**31** member libraries participated!

**\$1,113,791**

Grant funds  
provided to  
member  
libraries



**2,085**

Attendees at  
FLLS  
workshops &  
meetings  
with an

approximate  
value of  
**\$104,250**



**58,622**

Website  
visits



**28,234**

New  
titles  
added  
to  
Polaris



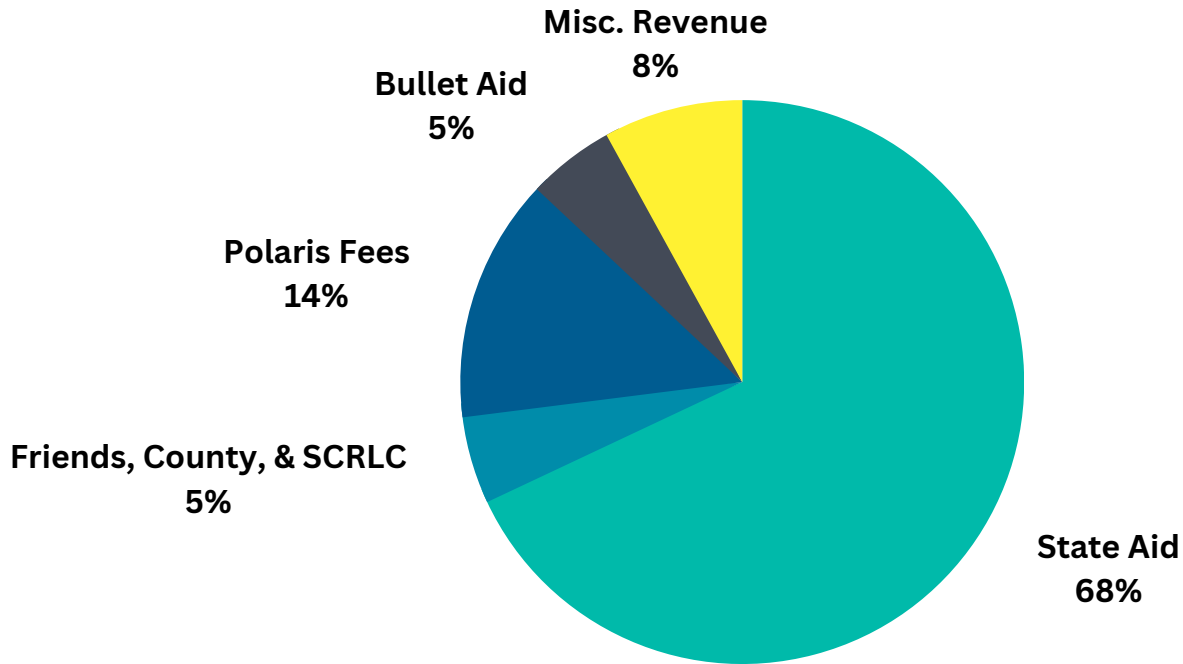
Over

**163,455**  
items sent  
and received

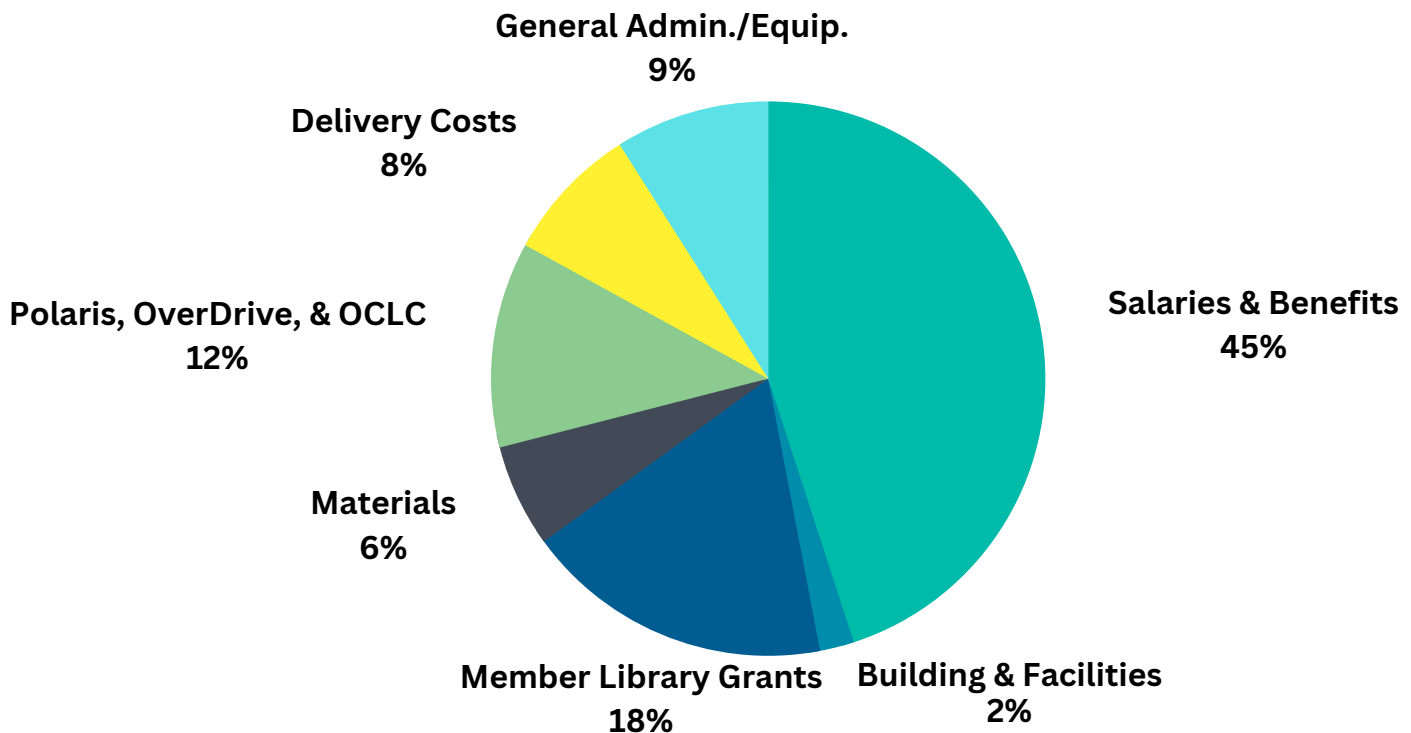


# 2022 System Financials

## *Receipts*



## *Expenditures*



# Ballot Funding

2022 was an exciting year for ballot funding in the Finger Lakes Library System. Sarah and Heidi assisted the Tappan-Spaulding Memorial Library in Newark Valley and the Southworth Library Association in Dryden to be on the ballot for the first time. Both libraries asked voters to approve an initial funding of \$50,000 and both libraries were successful in their votes. Ballot funding for these two libraries were essential to help correct growing financial concerns and will allow more library programs, collections and hours among other community benefits.

Having stable and secure funding for your library is vital for your library's future. FLLS is happy to assist libraries with ballot funding help in a variety of ways, including statistical help, infographics creation, social media tips and strategies, and we can attend school board, town or village meetings with library staff and boards. If you are unsure how to go about getting on your local ballot or need help asking for an increase, please contact Sarah Glogowski at [sglogowski@flls.org](mailto:sglogowski@flls.org).

County	Library	School System	2021	2022	Increase
Cayuga	<b>Auburn-Seymour *</b>	Special Leg. District	864,000	924,000	60,000
Cayuga	Aurora	Southern Cayuga Central	N/A	75,000	2,850
Cayuga	Cato-Lang	Cato-Meridian	N/A	N/A	N/A
Cayuga	Fair Haven	Red Creek	N/A	N/A	N/A
Cayuga	Moravia-Powers	Moravia Central	N/A	N/A	N/A
Cayuga	Poplar Ridge-Hazard	Southern Cayuga Central	50,000	51,825	1,825
Cayuga	Port Byron	Port Byron Central	98,147	101,147	3,000
Cayuga	Union Springs-Springport	Union Springs Central	85,000	88,500	3,500
Cayuga	Weedsport	Weedsport Central	84,958	87,186	2,228
Cortland	Cortland	Cortland-Spec. Leg. Dist.	408,135	416,298	8,163
Cortland	Homer-Phillips	Homer Central	N/A	203,923	7,758
Cortland	Marathon-Peck	Marathon	N/A	N/A	N/A
Cortland	McGraw-Lamont	McGraw Central	N/A	N/A	N/A
Seneca	Interlaken	South Seneca Central	67,000	71,000	4,000
Seneca	Lodi	South Seneca Central	67,000	71,000	4,000
Seneca	Ovid-Ford	South Seneca Central	67,000	73,000	6,000
Seneca	Ovid-Ford	Romulus	25,000	27,000	2,000
Seneca	Seneca Falls	Seneca Falls Central	322,000	337,000	15,000
Seneca	Waterloo	Waterloo Central	258,955	276,838	17,883
Tioga	Apalachin	Owego Apalachin Central	152,444	157,444	5,000
Tioga	Candor	Candor Central	N/A	N/A	N/A
Tioga	Newark Valley-Tappan	Newark Valley Central	N/A	50,000	50,000
Tioga	Nichols-Cady	Tioga Central	4,000	N/A	N/A
Tioga	Owego-Coburn	Owego Apalachin Central	115,000	120,000	5,000
Tioga	Spencer	Spencer Van Etten	N/A	N/A	N/A
Tompkins	Dryden-Southworth	Dryden Central	N/A	50,000	50,000
Tompkins	<b>Groton *</b>	Groton Central	201,685	213,835	12,150
Tompkins	<b>Lansing *</b>	Lansing Central	221,040	234,989	13,949
Tompkins	Newfield	Newfield	N/A	N/A	N/A
Tompkins	Trumansburg-Ulysses	T'Burg Central	N/A	122,196	3,699

\* Vote is separate from school vote.



## 2022 DATABASE USAGE



**HERITAGEQUEST**  
Unique Searches

**24,173**




**JOBNOW**  
Coaching Sessions

**799**



**MANGO LANGUAGES**  
Learning Sessions

**4141**



**TUMBLEBOOKS**  
Titles Viewed

**938**



**FINGER LAKES**  
LIBRARY SYSTEM

## 2022 OVERDRIVE STATS



**TOTAL CHECKOUTS**

**210,700**



**TITLES IN COLLECTION**

**20,029**



**NEW USERS**

**3,948**

**TOP TITLES**

The Girl in His Shadow

Braiding Sweetgrass: Indigenous Wisdom, Scientific Knowledge and the Teachings of Plants



**FINGER LAKES**  
LIBRARY SYSTEM

# SUMMER READING 2022



## OCEANS OF POSSIBILITIES

© CLP 2021

### Member Libraries Participating

Your library is the perfect summer destination.

31

7046

### Youth Registered

Children and teens signed up to be part of the library's summer fun.

### Adults Registered

Libraries offer adult and multi-generational programming for their communities.

893

1630

### Summer Events\*

**\*In-person or live-streamed**

From author visits to storytime, libraries have something for everyone.

### Program Attendance\*

**\*In-person or live-streamed**

Libraries were the place to be and welcomed patrons of all ages.

32,835

# Computer Network Services 2022 Statistics

The department resolved **511** Helpdesk tickets,  
fulfilled **77** requests for supplies,  
& completed **2** Polaris upgrades in February & July.



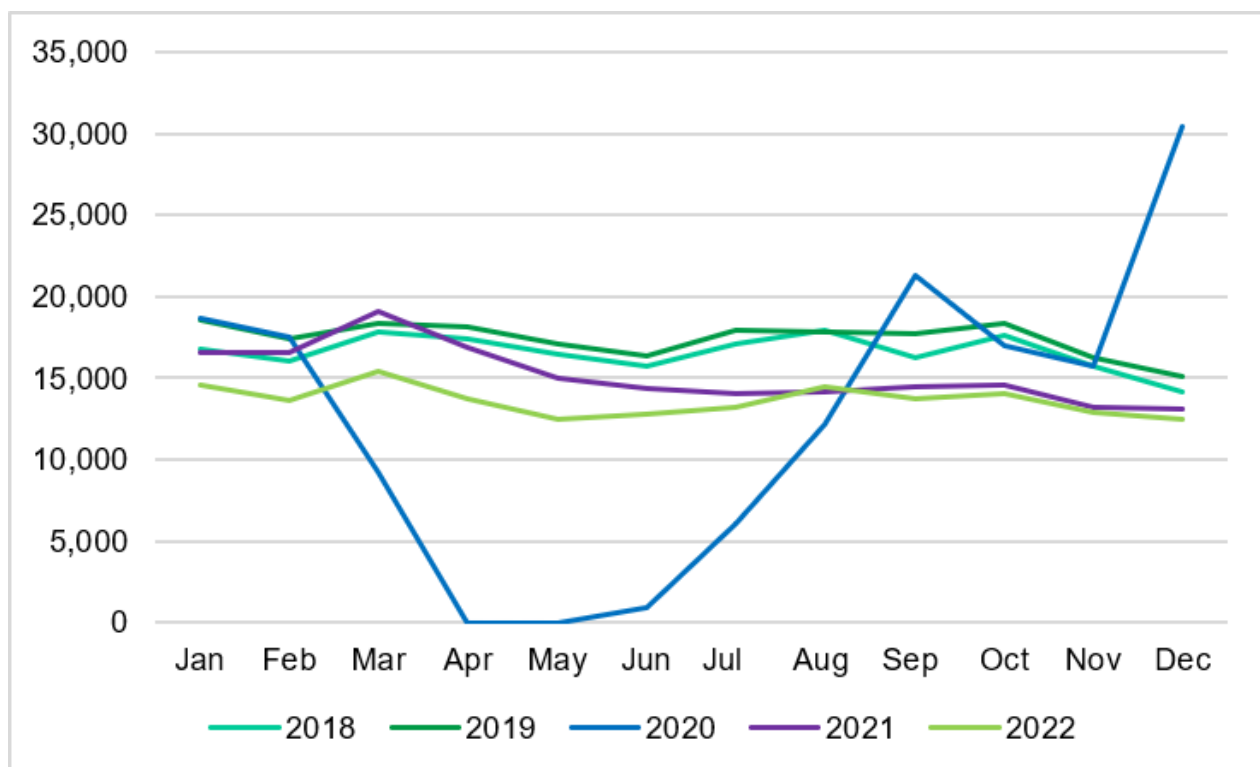
**13** libraries used LibData PC Time and Print  
Management System.



## Bulk Buy

**15** total libraries that ordered equipment including:  
**7** laptops, **31** All-in-One Desktops, **6** Chromebooks, &  
**11** Chromebox devices.

# FLLS Interlibrary Loan Volume *January 2018-December 2022*



# 2022 Member Library Interlibrary Loan Activity

Alphabetical Order			Rank Order			
Library	Borrowed	Loaned	Library	Borrowed	Library	Loaned
Apalachin	4,505	3,257	Ithaca	31,570	Ithaca	32,664
Auburn	11,300	15,736	Trumansburg	12,632	Auburn	15,736
Aurora	2,398	2,482	Auburn	11,300	Cortland	12,679
Berkshire	2,471	986	Lansing	10,827	Dryden	6,430
Candor	2,923	2,690	Dryden	9,124	Homer	5,309
Cato	2,244	3,989	Cortland	8,646	Groton	4,980
Cincinnatus	1,479	2,987	Seneca Falls	6,641	Trumansburg	4,804
Cortland	8,646	12,679	Homer	5,640	Port Byron	4,706
Dryden	9,124	6,430	Apalachin	4,505	Seneca Falls	4,678
Fair Haven	943	3,440	Owego	4,366	Owego	4,518
Groton	3,265	4,980	Newfield	4,063	Lansing	4,200
Homer	5,640	5,309	Weedsport	3,781	Newfield	4,187
Interlaken	1,318	1,569	Union Springs	3,718	Cato	3,989
Ithaca	31,570	32,664	Groton	3,265	Waterloo	3,783
Lansing	10,827	4,200	Moravia	3,156	Waverly	3,772
Lodi	2,085	2,012	Waterloo	3,005	Fair Haven	3,440
Marathon	1,819	2,350	Candor	2,923	Moravia	3,306
McGraw	1,099	2,548	Waverly	2,850	Apalachin	3,257
Moravia	3,156	3,306	Port Byron	2,630	Ovid	3,013
Newark Valley	2,384	2,036	Ovid	2,597	Cincinnatus	2,987
Newfield	4,063	4,187	Berkshire	2,471	Union Springs	2,841
Nichols	1,325	1,371	Aurora	2,398	Spencer	2,804
Ovid	2,597	3,013	Newark Valley	2,384	Candor	2,690
Owego	4,366	4,518	Cato	2,244	McGraw	2,548
Poplar Ridge	1,787	2,264	Lodi	2,085	Aurora	2,482
Port Byron	2,630	4,706	Spencer	2,019	Weedsport	2,458
Seneca Falls	6,641	4,678	Marathon	1,819	Marathon	2,350
Spencer	2,019	2,804	Poplar Ridge	1,787	Poplar Ridge	2,264
Trumansburg	12,632	4,804	Cincinnatus	1,479	Newark Valley	2,036
Union Springs	3,718	2,841	Nichols	1,325	Lodi	2,012
Waterloo	3,005	3,783	Interlaken	1,318	Interlaken	1,569
Waverly	2,850	3,772	McGraw	1,099	Nichols	1,371
Weedsport	3,781	2,458	Fair Haven	943	Berkshire	986
OTHER <sup>1</sup>	2,845	2,606				
<b>TOTAL</b>	<b>163,455</b>	<b>163,455</b>				

<sup>1</sup> ACF, CCF, FPCF, Alternatives Library, FLLS & OCLC



# 2022 Member Library Statistics

Library	Population	Total Holdings	Per Capita Holdings	Circulation 2021	Circulation 2022	2021 vs 2022 + / -	Per Capita Circulation	Avg Wkly Hrs of Operation
Apalachin	2,632	47,829	18.17	21,022	25,469	4,447	9.68	35
Auburn	33,261	98,488	2.96	163,719	127,859	-35,860	3.84	56
Aurora	1,655	41,570	25.12	14,113	14,707	594	8.89	20
Berkshire	2,523	40,122	15.90	8,690	8,876	186	3.52	25
Candor	786	53,605	68.20	12,442	11,916	-526	15.16	27
Cato	4,587	45,689	9.96	12,727	11,650	-1,077	2.54	25
Cincinnatus	902	51,876	57.51	8,452	8,104	-348	8.98	26
Cortland	28,390	106,445	3.75	86,263	103,005	16,742	3.63	55.5
Dryden	1,887	73,353	38.87	81,468	75,072	-6,396	39.78	33
Fair Haven	760	45,605	60.01	5,543	5,785	242	7.61	21
Groton	5,784	57,128	9.88	19,107	24,263	5,156	4.19	42
Homer	12,003	54,509	4.54	35,763	37,104	1,341	3.09	37
Interlaken	595	41,061	69.01	6,324	7,129	805	11.98	27
Ithaca	105,740	267,960	2.53	533,319	613,988	80,669	5.81	60
Lansing	7,882	52,061	6.61	57,142	61,773	4,631	7.84	44
Lodi	1,482	41,653	28.11	8,403	10,188	1,785	6.87	28
Marathon	892	45,386	50.88	10,115	9,015	-1,100	10.11	32
McGraw	972	46,448	47.79	6,274	6,883	609	7.08	22
Moravia	1,224	47,602	38.89	15,592	16,891	1,299	13.80	29
Newark Valley	928	45,347	48.87	11,195	12,074	879	13.01	25
Newfield	725	48,640	67.09	22,784	21,623	-1,161	29.82	37
Nichols	2,347	45,461	19.37	7,053	5,672	-1,381	2.42	25
Ovid	6,050	47,517	7.85	13,968	12,750	-1,218	2.11	43
Owego	3,654	66,138	18.10	23,913	29,065	5,152	7.95	31
Poplar Ridge	1,236	40,309	32.61	10,793	9,656	-1,137	7.81	20
Port Byron	2,114	51,295	24.26	13,195	16,699	3,504	7.90	33
Seneca Falls	9,699	62,754	6.47	40,388	44,372	3,984	4.57	58.31
Spencer	2,968	54,070	18.22	11,788	10,254	-1,534	3.45	29
Trumansburg	4,890	56,238	11.50	47,764	63,668	15,904	13.02	43
Union Springs	2,227	42,334	19.01	19,025	18,842	-183	8.46	28
Waterloo	4,810	53,775	11.18	22,312	22,045	-267	4.58	41
Waverly	4,373	59,430	13.59	13,332	21,295	7,963	4.87	33
Weedsport	4,314	45,231	10.48	16,357	16,239	-118	3.76	48

Central Library Collection Housed at TCPL: 23,420

Information is from the 2022 Annual Reports as submitted to Finger Lakes Library System.

# 2022 Member Library Operating Receipts

Library	Chartered to Serve Area	Population	County	Town	City or Village	School & Tax District	All Other*	Total
Apalachin	Apal CDP	2,632	\$8,612	\$1,500	\$0	\$157,444	\$21,997	\$189,553
Auburn	Special District	33,261	\$3,500	\$353,893	\$512,721	\$0	\$755,154	\$1,625,268
Aurora	Town	1,655	\$3,500	\$0	\$4,800	\$75,000	\$95,651	\$178,951
Berkshire	2 Towns	2,523	\$8,612	\$15,780	\$0	\$0	\$54,026	\$78,418
Candor	Village	786	\$7,751	\$6,000	\$0	\$18,000	\$45,577	\$77,328
Cato	Towns	4,587	\$3,500	\$0	\$0	\$75,000	\$30,093	\$108,593
Cincinnatus	Town	902	\$0	\$0	\$0	\$0	\$166,809	\$166,809
Cortland	City & Town	28,390	\$0	\$0	\$0	\$412,217	\$292,116	\$704,333
Dryden	Village	1,887	\$36,749	\$14,500	\$9,600	\$50,000	\$114,169	\$225,018
Fair Haven	Village	760	\$3,500	\$0	\$0	\$45,000	\$15,556	\$64,056
Groton	School District	5,784	\$35,352	\$0	\$0	\$205,074	\$99,323	\$339,749
Homer	School District	12,003	\$0	\$0	\$0	\$203,923	\$36,047	\$239,970
Interlaken	Village	595	\$23,500	\$1,400	\$2,000	\$71,000	\$31,830	\$129,730
Ithaca	County	105,740	\$3,618,972	\$15,000	\$17,893	\$0	\$458,366	\$4,110,231
Lansing	School District	7,882	\$36,750	\$0	\$0	\$0	\$34,466	\$71,216
Lodi	Town	1,482	\$23,500	\$4,000	\$0	\$67,000	\$53,864	\$148,364
Marathon	Village	892	\$0	\$0	\$417	\$82,000	\$18,448	\$100,865
McGraw	Village	972	\$0	\$5,000	\$7,000	\$59,500	\$25,949	\$97,449
Moravia	Village	1,224	\$3,500	\$5,500	\$0	\$79,500	\$33,050	\$121,550
Newark Valley	Village	928	\$8,612	\$10,000	\$0	\$0	\$82,074	\$100,686
Newfield	Village	725	\$36,750	\$25,000	\$0	\$76,000	\$56,980	\$194,730
Nichols	Town	2,347	\$8,612	\$35,000	\$0	\$4,000	\$8,400	\$56,012
Ovid	2 Towns	6,050	\$23,500	\$13,500	\$0	\$71,000	\$257,819	\$365,819
Owego	Village	3,654	\$8,612	\$1,506	\$2,500	\$120,000	\$63,180	\$195,798
Poplar Ridge	Town	1,236	\$3,500	\$0	\$0	\$51,825	\$41,136	\$96,461
Port Byron	Town	2,114	\$3,500	\$0	\$0	\$98,347	\$15,066	\$116,913
Seneca Falls	School District	9,699	\$23,500	\$0	\$0	\$329,500	\$658,531	\$1,011,531
Spencer	Town	2,968	\$8,612	\$10,000	\$4,500	\$0	\$16,546	\$39,658
Trumansburg	Town	4,890	\$36,750	\$12,500	\$5,000	\$122,196	\$91,394	\$267,840
Union Springs	Town	2,227	\$3,500	\$2,000	\$2,500	\$88,500	\$24,202	\$120,702
Waterloo	Village	4,810	\$23,500	\$15,500	\$0	\$258,956	\$25,997	\$323,953
Waverly	Village	4,373	\$8,612	\$0	\$0	\$25,000	\$25,936	\$59,548
Weedsport	Town	4,314	\$3,500	\$20,723	\$16,950	\$87,186	\$33,747	\$162,106

Information is from the 2022 Annual Reports as submitted to Finger Lakes Library System.

\*Other includes: State and System Aid, Endowments, library fees, etc.

# 2022 Member Library

## Expenditures

Library	Population	Salaries & Benefits	Materials	Other	Total Operating	Per Capita
Apalachin	2,632	\$98,379	\$10,764	\$41,805	\$150,948	\$57.35
Auburn	33,261	\$858,644	\$85,616	\$1,190,764	\$2,135,024	\$64.19
Aurora	1,655	\$70,333	\$9,510	\$75,051	\$154,894	\$93.59
Berkshire	2,523	\$30,024	\$5,950	\$21,485	\$57,459	\$22.77
Candor	786	\$33,394	\$5,321	\$30,967	\$69,682	\$88.65
Cato	4,587	\$43,949	\$7,517	\$36,147	\$87,613	\$19.10
Cincinnati	902	\$70,534	\$9,739	\$270,816	\$351,089	\$389.23
Cortland	28,390	\$326,215	\$73,333	\$295,975	\$695,523	\$24.50
Dryden	1,887	\$124,549	\$13,730	\$60,661	\$198,940	\$105.43
Fair Haven	760	\$16,464	\$9,831	\$18,861	\$45,156	\$59.42
Groton	5,784	\$205,811	\$35,620	\$95,004	\$336,435	\$58.17
Homer	12,003	\$144,455	\$26,402	\$77,216	\$248,073	\$20.67
Interlaken	595	\$74,300	\$6,356	\$39,857	\$120,513	\$202.54
Ithaca	105,740	\$3,313,310	\$320,566	\$672,126	\$4,306,002	\$40.72
Lansing	7,882	\$185,150	\$25,302	\$72,138	\$282,590	\$35.85
Lodi	1,482	\$66,146	\$12,478	\$62,533	\$141,157	\$95.25
Marathon	892	\$49,153	\$5,392	\$32,684	\$87,229	\$97.79
McGraw	972	\$60,454	\$11,420	\$23,065	\$94,939	\$97.67
Moravia	1,224	\$69,633	\$18,241	\$48,505	\$136,379	\$111.42
Newark Valley	928	\$28,214	\$5,291	\$20,891	\$54,396	\$58.62
Newfield	725	\$100,883	\$12,155	\$70,556	\$183,594	\$253.23
Nichols	2,347	\$22,373	\$5,036	\$19,654	\$47,063	\$20.05
Ovid	6,050	\$276,199	\$4,821	\$83,965	\$364,985	\$60.33
Owego	3,654	\$111,325	\$7,923	\$74,857	\$194,105	\$53.12
Poplar Ridge	1,236	\$38,470	\$20,275	\$29,920	\$88,665	\$71.74
Port Byron	2,114	\$67,443	\$12,804	\$44,656	\$124,903	\$59.08
Seneca Falls	9,699	\$314,234	\$41,074	\$196,862	\$552,170	\$56.93
Spencer	2,968	\$28,925	\$3,533	\$18,238	\$50,696	\$17.08
Trumansburg	4,890	\$245,092	\$26,107	\$102,566	\$373,765	\$76.43
Union Springs	2,227	\$46,188	\$21,835	\$45,465	\$113,488	\$50.96
Waterloo	4,810	\$187,496	\$23,650	\$112,807	\$323,953	\$67.35
Waverly	4,373	\$91,469	\$26,564	\$72,137	\$190,170	\$43.49
Weedsport	4,314	\$86,484	\$8,651	\$84,547	\$179,682	\$41.65

Information is from the 2022 Annual Reports as submitted to Finger Lakes Library System.