



2021

***Finger Lakes
Library System***
ANNUAL REPORT



BOOK DROP
Please place
materials here



FINGER LAKES
LIBRARY SYSTEM

2021



SUMMER READING




Our libraries held **1,250** programs
with **31,075** attendees of all ages!
32 member libraries participated!

2,570

Attendees at
FLLS
workshops &
meetings

Over
181,974
items sent
and received



& over
80,000
miles driven
each year!

75,316



36,323



New titles
added to
Polaris

4,726

Questions
answered by
phone, email,
& in-person

\$165,410

Value of consultations
provided to member
library staff and trustees



2021 FLLS VALUE OF SERVICES



\$899,864

Grant funds provided to
member libraries

Includes Construction grants, OMG, FLG, & Cares Act.

\$128,500

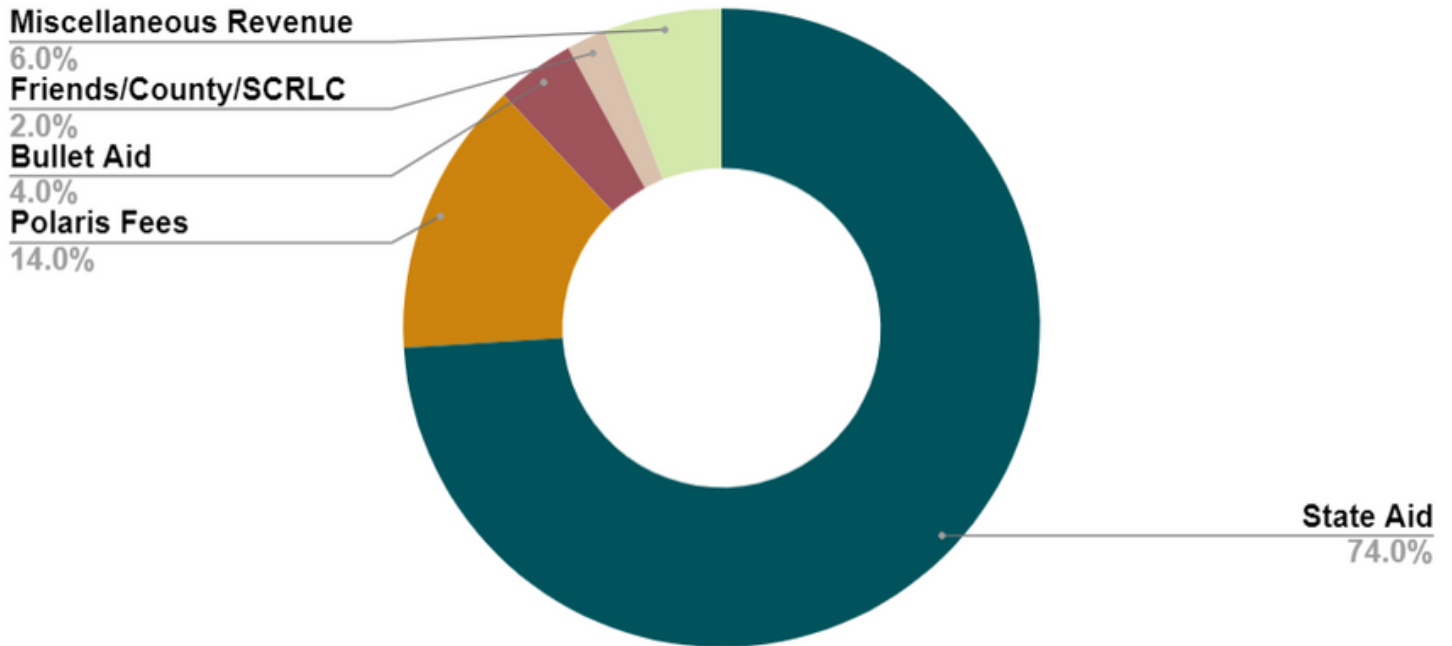
Value of workshops,
meetings, & trainings
provided to member
libraries



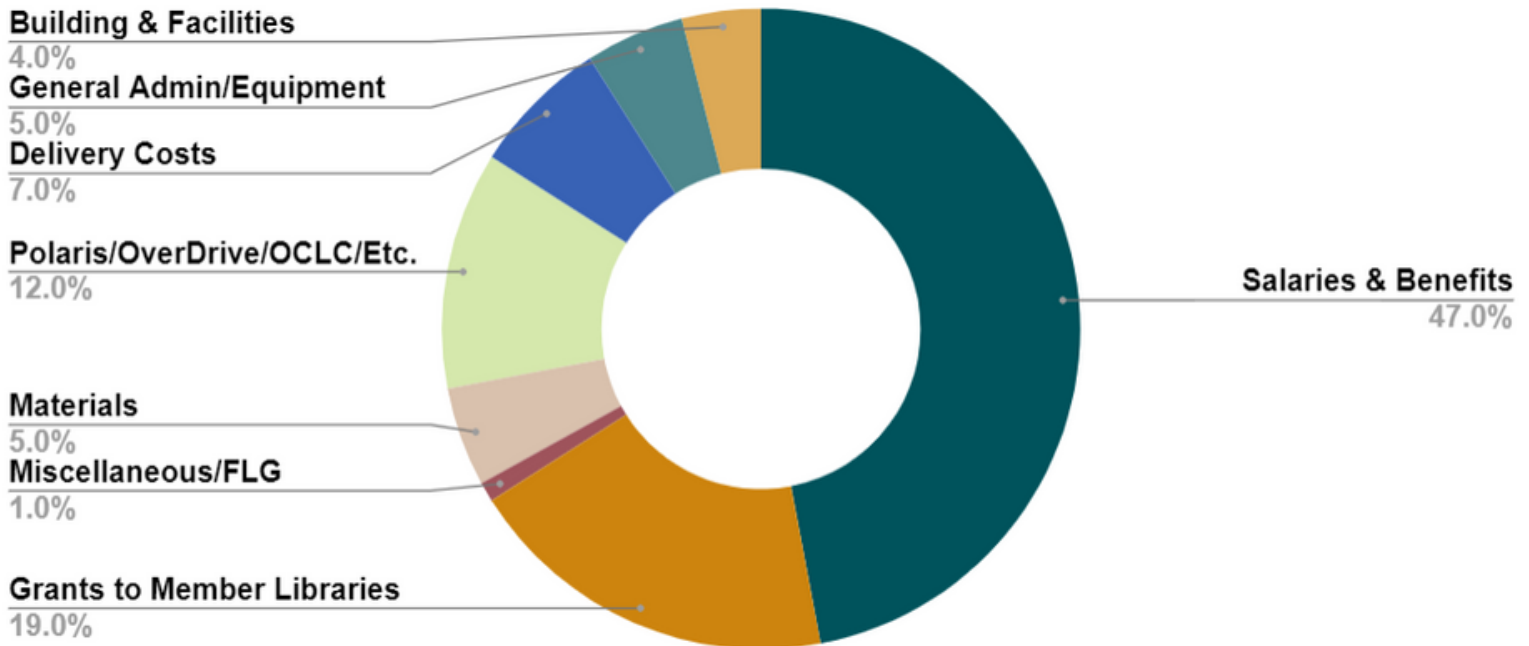
Please note: Monetary amounts are approximate.

2021 System Financials

Receipts



Expenditures



Ballot Funding

In 2021, funding from ballot funding started to return to pre-pandemic rates. After halting votes in 2020 due to the pandemics, more libraries felt comfortable asking for increases in 2021. 13 of our libraries went for increases in 2021 and all libraries asking for increases were successful.

The pandemic continues to highlight the importance of libraries having access to stable and secure funding through ballot votes and not having to solely rely on State, County or Village/Town/City funding. If you are unsure how to go about getting on your local ballot or need help asking for an increase, please contact Sarah Glogowski at sglogowski@fills.org.

County	Library	School System	2020	2021	Increase
Cayuga	Auburn-Seymour *	Special Leg. Dist.	N/A	864,000	34,000
Cayuga	Aurora	Southern Cayuga Central	72,150	N/A	N/A
Cayuga	Cato-Lang	Cato-Meridian	N/A	N/A	N/A
Cayuga	Fair Haven	Red Creek	N/A	N/A	N/A
Cayuga	Moravia-Powers	Moravia Central	79,500	N/A	N/A
Cayuga	Poplar Ridge-Hazard	Southern Cayuga Central	N/A	50,000	0
Cayuga	Port Byron	Port Byron Central	N/A	98,147	3,000
Cayuga	Union Springs-Springport	Union Springs Central	N/A	85,000	3,500
Cayuga	Weedsport	Weedsport Central	83,096	84,958	1,862
Cortland	Cortland	Cortland-Spec Leg. Dist.	401,024	408,135	7,111
Cortland	Homer-Phillips	Homer Central	N/A	N/A	N/A
Cortland	Marathon-Peck	Marathon	N/A	N/A	N/A
Cortland	McGraw-Lamont	McGraw Central	N/A	N/A	N/A
Seneca	Interlaken	South Seneca Central	65,000	67,000	2,000
Seneca	Lodi	South Seneca Central	65,000	67,000	2,000
Seneca	Ovid-Ford	South Seneca Central	67,000	67,000	0
Seneca	Ovid-Ford	Romulus	25,000	25,000	0
Seneca	Seneca Falls	Seneca Falls Central	307,000	322,000	15,000
Seneca	Waterloo	Waterloo Central	241,071	258,955	17,884
Tioga	Apalachin	Owego Apalachin Central	147,444	152,444	5,000
Tioga	Candor	Candor Central	N/A	N/A	N/A
Tioga	Nichols-Cady	Tioga Central	N/A	4,000	0
Tioga	Owego-Coburn	Owego Apalachin Central	N/A	115,000	15,000
Tioga	Spencer	Spencer Van Etten	N/A	N/A	N/A
Tompkins	Groton *	Groton Central	N/A	201,685	3,430
Tompkins	Lansing *	Lansing Central	N/A	221,040	12,700
Tompkins	Newfield	Newfield	76,000	N/A	N/A
Tompkins	Trumansburg-Ulysses	T'Burg Central	N/A	N/A	N/A

* Vote is separate from school vote.



FINGER LAKES LIBRARY SYSTEM

SUMMER READING 2021



32

Member Libraries Participating

All 33 members offered Summer Reading programming in 2019. Only two of our libraries were unable to participate in 2020.

6,900

Children & Teens Registered

Libraries continued to serve the informational and recreational needs of their community's youth. This number was 4,814 for SRP 2020.

1,250

Summer Programs at Libraries

From Make and Take kits to Zoom storytimes, our libraries offered engaging and educational programming for youth. This number was 1,354 for SRP 2020.

31,075

Attendance at Programs

Our libraries created safe connections for youth in their communities over the summer. The number was 45,876 for SRP 2019, and 18,047 for SRP 2020.

eContent Numbers

Database Usage

Jan 2021-Dec 2021

17,969
searches



HeritageQuest

596
career prep sessions



JobNow

3,710
learning sessions



Mango Languages

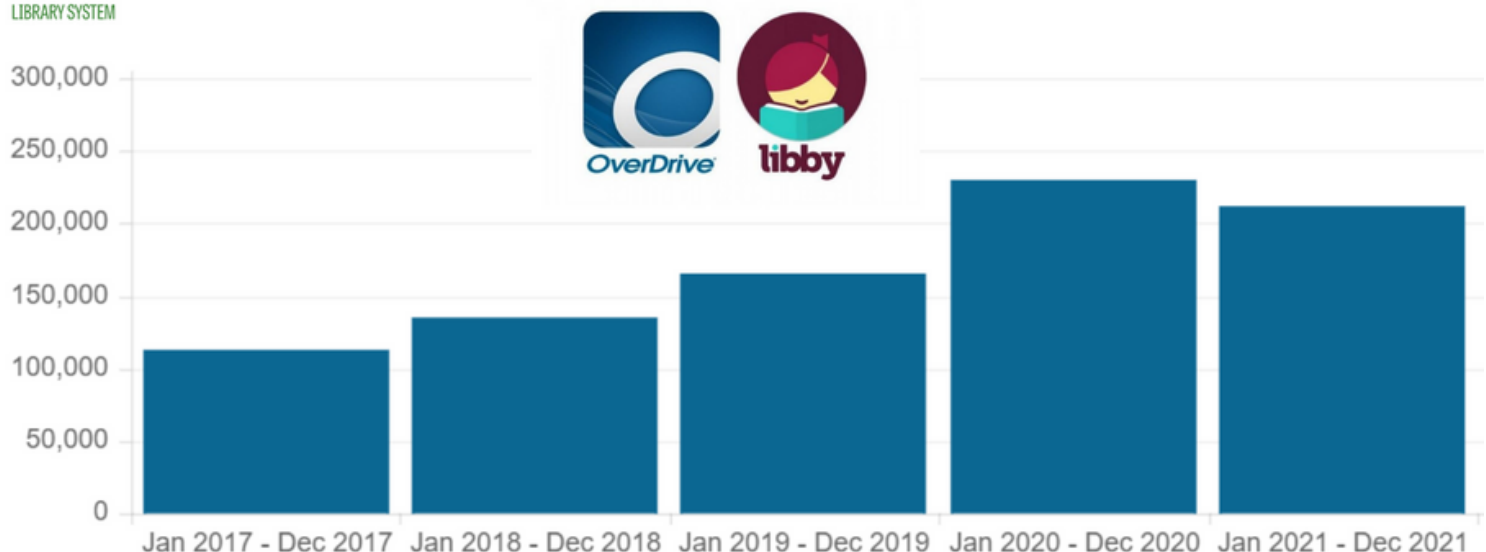
1,686
titles borrowed



TumbleBooks



OverDrive Checkout Trends 2017-2021



Computer Network Services 2021 Statistics

The department resolved **549** Helpdesk requests,
fulfilled **78** requests for supplies,
& completed **2** Polaris upgrades.



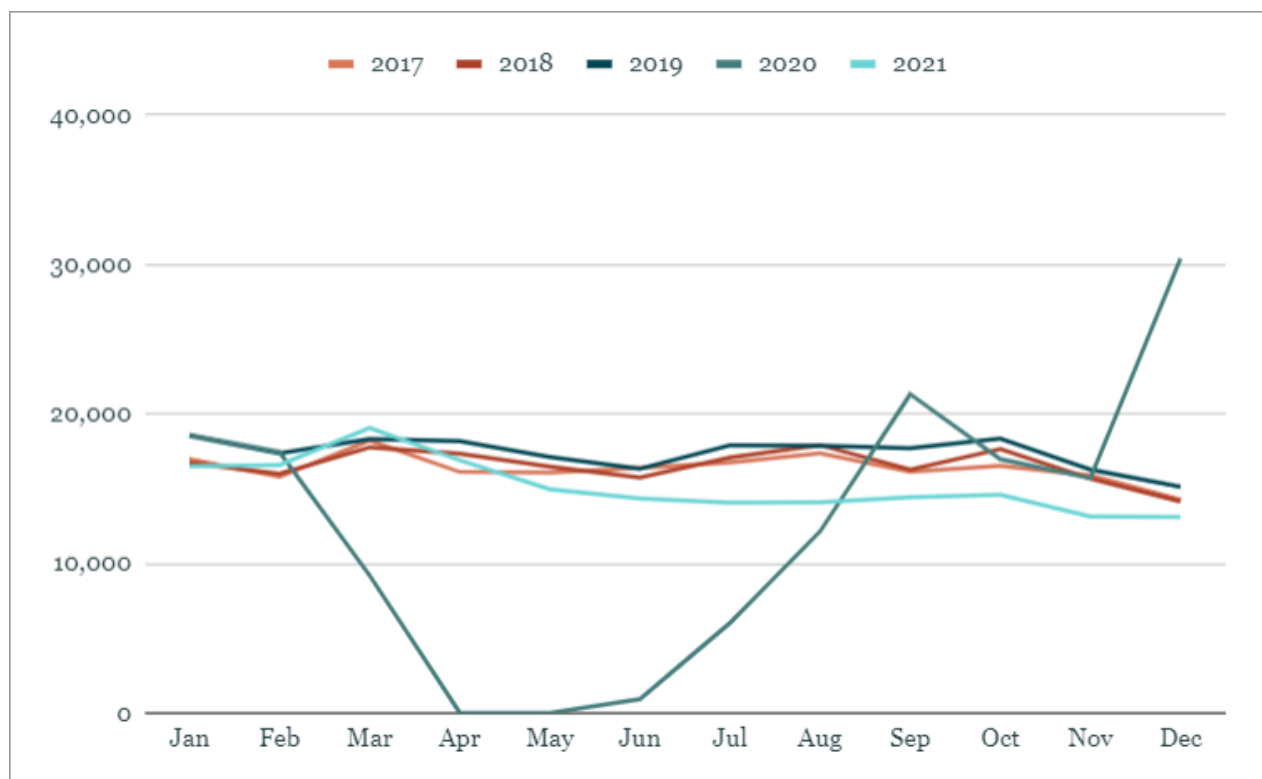
12 libraries used LibData PC Time and Print
Management System.



Bulk Buy

20 total libraries that ordered equipment including:
8 laptops, **34** All-in-One Desktops, & **9** Chromebooks.

FLLS Interlibrary Loan Volume January 2017-December 2021



2021 Member Library Interlibrary Loan Activity

Alphabetical Order			Rank Order			
Library	Borrowed	Loaned	Library	Borrowed	Library	Loaned
Apalachin	5,805	3,631	Ithaca	36,842	Ithaca	35,960
Auburn	11,511	18,480	Trumansburg	18,722	Auburn	18,480
Aurora	2,498	2,887	Lansing	13,257	Cortland	13,866
Berkshire	2,708	1,028	Auburn	11,511	Dryden	7,145
Candor	2,958	3,147	Dryden	10,725	Homer	6,419
Cato	2,475	4,381	Cortland	9,112	Trumansburg	5,376
Cincinnatus	1,458	3,350	Seneca Falls	6,604	Seneca Falls	5,297
Cortland	9,112	13,866	Homer	6,147	Owego	5,255
Dryden	10,725	7,145	Apalachin	5,805	Port Byron	5,082
Fair Haven	817	3,472	Owego	4,378	Lansing	5,034
Groton	3,266	3,391	Newfield	4,100	Newfield	4,975
Homer	6,147	6,419	Weedsport	3,785	Waterloo	4,697
Interlaken	1,320	1,983	Union Springs	3,469	Cato	4,381
Ithaca	36,842	35,960	Groton	3,266	Waverly	4,239
Lansing	13,257	5,034	Ovid	3,116	Ovid	4,144
Lodi	1,578	2,063	Candor	2,958	Moravia	3,917
Marathon	2,451	2,696	Moravia	2,867	Apalachin	3,631
McGraw	1,269	2,899	Waterloo	2,865	Fair Haven	3,472
Moravia	2,867	3,917	Newark Valley	2,744	Spencer	3,431
Newark Valley	2,744	2,307	Berkshire	2,708	Groton	3,391
Newfield	4,100	4,975	Port Byron	2,564	Cincinnatus	3,350
Nichols	1,888	1,775	Aurora	2,498	Union Spring	3,202
Ovid	3,116	4,144	Cato	2,475	Candor	3,147
Owego	4,378	5,255	Marathon	2,451	McGraw	2,899
Poplar Ridge	1,992	2,583	Spencer	2,435	Aurora	2,887
Port Byron	2,564	5,082	Waverly	2,139	Weedsport	2,724
Seneca Falls	6,604	5,297	Poplar Ridge	1,992	Marathon	2,696
Spencer	2,435	3,431	Nichols	1,888	Poplar Ridge	2,583
Trumansburg	18,722	5,376	Lodi	1,578	Newark Valley	2,307
Union Springs	3,469	3,202	Cincinnatus	1,458	Lodi	2,063
Waterloo	2,865	4,697	Interlaken	1,320	Interlaken	1,983
Waverly	2,139	4,239	McGraw	1,269	Nichols	1,775
Weedsport	3,785	2,724	Fair Haven	817	Berkshire	1,028
OTHER ¹	2,109	1,138				
TOTAL	181,974	181,974				

¹ ACF, CCF, FPCF, Alternatives Library, FLLS & OCLC

2021 Member Library Statistics

Library	Population	Total Holdings	Per Capita Holdings	Circulation 2020	Circulation 2021	2020 vs 2021 +/-	Per Capita Circulation	Avg Wkly Hrs of Operation
Apalachin	1,131	50,908	45.01	17,507	21,022	3,515	18.59	35
Auburn	34,450	101,379	2.94	148,708	163,719	15,011	4.75	56
Aurora	1,886	44,759	23.73	13,531	14,113	582	7.48	20
Berkshire	2,584	43,732	16.92	5,965	8,690	2,725	3.36	25
Candor	851	56,937	66.91	9,146	12,442	3,296	14.62	27
Cato	4,743	49,023	10.34	11,630	12,727	1,097	2.68	25
Cincinnatus	1,056	55,181	52.25	6,556	8,452	1,896	8.00	26
Cortland	30,114	108,151	3.59	76,871	86,263	9,392	2.86	55
Dryden	1,889	77,340	40.94	61,151	81,468	20,317	43.13	33
Fair Haven	745	49,247	66.10	4,158	5,543	1,385	7.44	21
Groton	6,024	59,930	9.95	25,929	19,107	-6,822	3.17	41
Homer	12,531	60,012	4.79	29,449	35,763	6,314	2.85	37
Interlaken	602	45,029	74.80	5,283	6,324	1,041	10.50	27
Ithaca	101,564	274,195	2.70	384,166	533,319	149,153	5.25	60
Lansing	7,354	54,565	7.42	39,118	57,142	18,024	7.77	42
Lodi	1,550	44,672	28.82	6,424	8,403	1,979	5.42	28
Marathon	919	48,770	53.07	10,126	10,115	-11	11.01	31
McGraw	1,053	50,482	47.94	7,016	6,274	-742	5.96	22
Moravia	1,282	50,817	39.64	15,454	15,592	138	12.16	26
Newark Valley	997	48,795	48.94	7,166	11,195	4,029	11.23	25
Newfield	759	51,626	68.02	17,097	22,784	5,687	30.02	37
Nichols	2,525	52,973	20.98	5,667	7,053	1,386	2.79	25
Ovid	6,627	51,424	7.76	14,326	13,968	-358	2.11	43
Owego	3,896	69,649	17.88	18,938	23,913	4,975	6.14	31
Poplar Ridge	1,368	43,871	32.07	8,845	10,793	1,948	7.89	20
Port Byron	2,378	54,242	22.81	11,232	13,195	1,963	5.55	33
Seneca Falls	9,838	66,319	6.74	30,696	40,388	9,692	4.11	58.31
Spencer	3,153	57,504	18.24	9,491	11,788	2,297	3.74	29
Trumansburg	4,900	59,081	12.06	41,850	47,764	5,914	9.75	41
Union Springs	2,367	45,913	19.40	16,566	19,025	2,459	8.04	28
Waterloo	5,171	58,501	11.31	19,577	22,312	2,735	4.31	44
Waverly	4,444	63,492	14.29	10,351	13,332	2,981	3.00	34
Weedsport	4,464	48,338	10.83	13,349	16,357	3,008	3.66	52

Central Library Collection Housed at TCPL 26,583

Information is from the 2021 Annual Report as submitted to Finger Lakes Library System.

2021 Member Library Operating Receipts

Library	Chartered to Serve Area	Population	County	Town	City or Village	School & Tax District	All Other*	Total
Apalachin	Apal CDP	1,131	\$7,751	\$1,500	\$0	\$152,444	\$18,482	\$180,177
Auburn	Special District	34,450	\$3,500	\$346,873	\$486,248	\$0	\$96,919	\$933,540
Aurora	Town	1,886	\$3,500	\$0	\$4,800	\$72,150	\$72,501	\$152,951
Berkshire	2 Towns	2,584	\$7,751	\$16,200	\$0	\$0	\$28,717	\$52,668
Candor	Village	851	\$7,751	\$6,000	\$0	\$36,000	\$10,680	\$60,431
Cato	Towns	4,743	\$3,500	\$0	\$0	\$75,000	\$26,005	\$104,505
Cincinnatus	Town	1,056	\$0	\$0	\$0	\$0	\$159,378	\$159,378
Cortland	City & Town	30,114	\$0	\$0	\$0	\$404,580	\$167,702	\$572,282
Dryden	Village	1,889	\$33,995	\$14,000	\$8,600	\$0	\$114,725	\$171,320
Fair Haven	Village	745	\$3,500	\$0	\$0	\$45,000	\$4,443	\$52,943
Groton	School District	6,024	\$30,169	\$0	\$0	\$198,255	\$229,510	\$457,934
Homer	School District	12,531	\$0	\$0	\$0	\$196,121	\$65,115	\$261,236
Interlaken	Village	602	\$20,000	\$1,400	\$2,000	\$67,000	\$22,688	\$113,088
Ithaca	County	101,564	\$3,298,191	\$15,000	\$14,650	\$0	\$1,223,246	\$4,551,087
Lansing	School District	7,354	\$33,955	\$0	\$0	\$208,340	\$45,824	\$288,119
Lodi	Town	1,550	\$20,000	\$4,000	\$0	\$65,000	\$64,427	\$153,427
Marathon	Village	919	\$0	\$0	\$0	\$82,000	\$14,652	\$96,652
McGraw	Village	1,053	\$0	\$5,000	\$7,000	\$59,500	\$13,910	\$85,410
Moravia	Village	1,282	\$7,000	\$3,000	\$3,000	\$79,500	\$38,979	\$131,479
Newark Valley	Village	997	\$7,751	\$0	\$0	\$0	\$69,263	\$77,014
Newfield	Village	759	\$33,955	\$25,000	\$0	\$76,000	\$55,204	\$190,159
Nichols	Town	2,525	\$7,751	\$30,000	\$0	\$8,000	\$6,938	\$52,689
Ovid	2 Towns	6,627	\$20,000	\$11,500	\$500	\$92,000	\$206,218	\$330,218
Owego	Village	3,896	\$7,751	\$1,540	\$4,500	\$113,657	\$35,702	\$163,150
Poplar Ridge	Town	1,368	\$3,500	\$0	\$0	\$50,000	\$44,718	\$98,218
Port Byron	Town	2,378	\$3,500	\$0	\$0	\$98,147	\$14,120	\$115,767
Seneca Falls	School District	9,838	\$20,000	\$0	\$0	\$314,500	\$1,087,278	\$1,421,778
Spencer	Town	3,153	\$7,751	\$10,000	\$4,500	\$8,800	\$14,217	\$45,268
Trumansburg	Town	4,900	\$33,955	\$12,500	\$5,000	\$118,497	\$97,248	\$267,200
Union Springs	Town	2,367	\$3,500	\$2,000	\$2,000	\$85,000	\$14,612	\$107,112
Waterloo	Village	5,171	\$20,000	\$15,500	\$0	\$241,072	\$52,976	\$329,548
Waverly	Village	4,444	\$7,751	\$0	\$4,000	\$25,000	\$54,280	\$91,031
Weedsport	Town	4,464	\$3,500	\$20,723	\$16,950	\$84,958	\$16,883	\$143,014

Information is from the 2021 Annual Report as submitted to Finger Lakes Library System.

*Other includes: State and System Aid, Endowments, library fees, etc.

2021 Member Library Expenditures

Library	Population	Salaries & Benefits	Materials	Other	Total Operating	Per Capita
Apalachin	1,131	\$86,438	\$11,606	\$65,020	\$163,064	\$144.18
Auburn	34,450	\$749,971	\$100,790	\$845,759	\$1,696,520	\$49.25
Aurora	1886	\$74,497	\$10,520	\$80,270	\$165,287	\$87.64
Berkshire	2,584	\$28,668	\$6,140	\$18,944	\$53,752	\$20.80
Candor	851	\$30,487	\$5,560	\$20,025	\$56,072	\$65.89
Cato	4,743	\$37,904	\$9,448	\$23,280	\$70,632	\$14.89
Cincinnatus	1,056	\$78,582	\$12,624	\$123,172	\$214,378	\$203.01
Cortland	30,114	\$367,285	\$67,018	\$191,555	\$625,858	\$20.78
Dryden	1,889	\$110,554	\$12,157	\$54,885	\$177,596	\$94.02
Fair Haven	745	\$15,460	\$10,184	\$13,907	\$39,551	\$53.09
Groton	6,024	\$171,574	\$34,638	\$315,185	\$521,397	\$86.55
Homer	12,531	\$137,910	\$22,238	\$79,032	\$239,180	\$19.09
Interlaken	602	\$63,354	\$7,542	\$34,490	\$105,386	\$175.06
Ithaca	101,564	\$3,096,975	\$327,847	\$492,934	\$3,917,756	\$38.57
Lansing	7,354	\$181,959	\$24,539	\$53,958	\$260,456	\$35.42
Lodi	1,550	\$64,066	\$7,995	\$49,217	\$121,278	\$78.24
Marathon	919	\$45,579	\$7,533	\$26,257	\$79,369	\$86.36
McGraw	1,053	\$55,949	\$8,567	\$19,794	\$84,310	\$80.07
Moravia	1,282	\$60,029	\$13,308	\$40,288	\$113,625	\$88.63
Newark Valley	997	\$22,597	\$7,457	\$15,108	\$45,162	\$45.30
Newfield	759	\$94,931	\$13,042	\$71,720	\$179,693	\$236.75
Nichols	2,525	\$21,390	\$3,815	\$14,596	\$39,801	\$15.76
Ovid	6627	\$246,411	\$6,527	\$68,416	\$321,354	\$48.49
Owego	3,896	\$95,327	\$10,048	\$39,049	\$144,424	\$37.07
Poplar Ridge	1,368	\$37,782	\$15,087	\$24,750	\$77,619	\$56.74
Port Byron	2,378	\$62,174	\$11,938	\$32,932	\$107,044	\$45.01
Seneca Falls	9,839	\$236,228	\$40,522	\$165,073	\$441,823	\$44.91
Spencer	3,153	\$23,619	\$3,061	\$9,519	\$36,199	\$11.48
Trumansburg	4,900	\$238,225	\$21,398	\$79,657	\$339,280	\$69.24
Union Springs	2,367	\$42,069	\$21,343	\$32,650	\$96,062	\$40.58
Waterloo	5,171	\$205,019	\$24,592	\$99,937	\$329,548	\$63.73
Waverly	4,444	\$83,881	\$22,106	\$27,044	\$133,031	\$29.93
Weedsport	4,464	\$97,606	\$7,314	\$51,073	\$155,993	\$34.94

Information is from the 2021 Annual Report as submitted to Finger Lakes Library System.