



Finger Lakes Library System

ANNUAL REPORT 2020

Board of Trustees

Steve Moolin, President, Tompkins County

Martin Toombs, Vice President, Seneca County

Sue Heavenrich, Secretary, Tioga County

Deborah Lewis, Member, Cayuga County

Kay Zaharis, Member, Cortland County

Susan Marteney, Member, Cayuga County

Patricia Schaffer, Member, Tioga County

Gary Seymour, Member, Cortland County

Elizabeth Hudson, Member, Tompkins County

Cynthia Mannino, Member, At-Large

Michelle Bogard, Member, Seneca County





FINGER LAKES
LIBRARY SYSTEM

A LOOK
BACK AT
2020!



SUMMER READING



Our libraries held **1,354** programs
with **18,047** attendees of all ages!
31 member libraries participated!

57,003



Website visits

Over
148,880
items sent and
received



& over
80,000
miles driven
each year!

Attendees at
FLLS workshops
and meetings

1,473



New titles
added to Polaris
by FLLS



35,636

4,830



Questions
answered by
phone, email,
& in-person

FLLS VALUE OF SERVICES



\$170, 789



Value of consultations provided to member library staff and trustees



\$683, 752



Grant funds provided to member libraries



\$73, 650

Value of workshops, meetings, and trainings provided to member libraries



Letter From the Director

Preparing this letter for you is always a chance to look back at what our library system and member libraries were doing since our last annual meeting. This annual report covers the year 2020, which brought monumental changes to our libraries because of COVID-19. For the first time, libraries were forced to shut down in mid-March 2020 under the order of Governor Cuomo. Because library buildings were closed, library services quickly transitioned to enhancing and promoting virtual collections and services. Storytimes, online book discussion groups, and even virtual Lego builds, took place over Zoom instead of in our libraries. When libraries were placed under retail and office designations of New York's re-opening plans, our libraries created contactless pickup options and worked with other libraries in their county to come up with consistent re-opening guidelines.

February 2020 was the last time we were able to do Advocacy Day in Albany in person. Just like library programming and services shifted to a virtual setting, so too did advocacy efforts. In fact, we felt strongly in winter of 2021 that we were able to successfully meet with our State representatives virtually and were able to spend quality time educating them on the importance of library funding.

Referendum votes for library funding also were directly impacted by the pandemic. First, votes that were scheduled for May were moved to June. Votes also took place by absentee ballots for everyone in 2020 because of voter safety with the pandemic. Some libraries that were initially planning referendum votes for spring of 2020 cancelled their votes because of the financial upheaval of the pandemic, with businesses shut and unemployment. For libraries who did go on the ballot, votes were overwhelmingly successful and there was a higher percentage of voter turnout, most likely due to absentee voting.

Library usage has continued to be altered over the course of the pandemic. When our libraries were first able to open, and FLLS could start delivery again, circulation hovered at 50% of what it was in 2019. We are only now starting to see an increase of circulation from 2020. We know that 2020 and 2021 were different years for library statistics, and I want to reassure you that the State is aware of the burden COVID-19 had on libraries. Libraries will not be penalized for decreased circulation, programming numbers, or hours open.

In 2020, FLLS was cut over 22% of our total budget. We lost State funding, local (county) funding, and a complete loss of our Friends of the Tompkins County Public Library funding that supported e-content, summer reading, and database purchasing. While we have been gaining back our funding and fiscal support, 2020 caused us to decrease delivery and halt out-of-system interlibrary loan. FLLS continues to monitor State funding and our circulation statistics to help guide us in bringing back those services.

I want to thank you for continuing to work with us to make all of our libraries stronger and relevant in these turbulent and changing times. We look forward to working with staff, directors, trustees and all of our library advocates over the next year and we remain committed to meeting your changing needs.

Sarah Glogowski
Executive Director

Meet Heidi Eckerson




Heidi Eckerson earned her library degree from the University at Buffalo in 2019. She worked at the Newfield Public Library and the Durland Alternatives Library at Cornell, known for its social justice collection and other unique materials.

Prior to her career in libraries, Heidi taught social studies in a public high school and science in an adult career program. She also owned a small business.

Heidi is now the Member Services Librarian for Finger Lakes Library System. In this new position, she is responsible for assuring that the needs of the member libraries are met, with concentrations on policies, procedures, rules and regulations, marketing, and social media. Heidi provides support for member libraries working with youth ages 0-18 and also manages e-content services for FLLS.

Staff Directory

Administrative Staff



Sarah Glogowski - Executive Director

Advises member libraries and trustees on trustee education, advocacy, library funding opportunities, library legal issues, training, customer service and personnel matters, and strategic planning.



James Stebbins - Business Manager

Responsible for formulating and tracking the FLLS financial budget and financial policies, its accounting practices, the maintenance of its records, and the preparation of financial reports. The Business Manager manages FLLS' relationships with independent auditors including the treasurer, banks, insurance providers, and legal counsel.



Kristi Downham - State Programs Coordinator & HR Generalist

Coordinates the administration of System HR policies, including maintaining employee benefits, disability, workers' compensation, and payroll. Responsible for the coordination of NY State grants and reports for the System, assists the 33 member libraries with the completion of the Annual Reports and Construction Grants, helps with the coordination of advocacy efforts, and assists in planning System special events, including the Annual Meeting. Consults members on various HR issues, policies, and questions.

Diana Leigh - Administrative Assistant

The Administrative liaison to the FLLS staff and assists the Administrative Department. The recording secretary to the Board of Trustees who prepares agendas, minutes and packets for the FLLS Board. Handles accounts receivable records and cash deposits. Keeps all System records and files in order and oversees the supplies budget line. Plans special events. Helps coordinate the Annual Meeting. Creates and publishes the Member Library Directory every year.

Computer Network Services



Rex Helwig - Computer Network Services Manager

Responsible for supervising the Computer Network Services Department, overseeing all functions of the Integrated Library System (ILS) hardware/software, network infrastructure and System servers and computers. Serves as the official liaison with the ILS and technology vendors and is the System's main representative of the Finger Lakes Automated Library Consortium (FALCONS).

Eric Franks - Computer Service Specialist

Provides Integrated Library System (ILS) technical support, assists with the planning, installation and support of computer hardware/software and network equipment. Provides training on PC applications for the System and its member libraries. Oversees and makes recommendations for the System website.

Delivery Services




Tom Smith - Fleet Manager

Responsible for the hiring and supervising of drivers for the System, delivering library materials to member libraries and agencies within the System service area, and oversees the regularly scheduled cleaning and maintenance of the System vehicles.

Ken Paddock & Larry Jackson - Sub Drivers

Responsible for delivering library materials to member libraries and agencies within the Finger Lakes Library System.

Technical Services (Catalog & ILL)




Deb Geier - Technical Services Librarian

Oversees cataloging, database maintenance of the System catalog, as well as coordinating the interlibrary loan services system-wide. Is responsible for the accuracy and integrity of the FLLS catalog of holdings and performs original and copy cataloging in all formats. Oversees all operations of the interlibrary loan services, and supervises the Pages.

Arlene Krebs, Christina Wildridge & Jaclyn Smith - Shelving Pages and Sub page

Unpack delivery bags and sort materials for distribution to different departments and member libraries. Sort, check-in and shelve FLLS materials as needed.

Consultant Services



Jenny Shonk - Continuing Education & Outreach Librarian

Responsible for developing methods of improving libraries and library services in the area of adult services, reference, and outreach. Provides continuing education and support to member libraries and FLLS staff. Works collaboratively with the Member Services Librarian and the Technical Services Librarian.



Heidi Eckerson - Member Services Librarian

Responsible for assuring that the needs of the member libraries are met, with concentrations on policies, procedures, rules and regulations, marketing, and social media. Provides support for member libraries working with youth ages 0-18. Also manages FLLS's e-content services.

Continuing Education & Staff Training

Trainings and meetings went virtual in March 2020 due to the pandemic. Some popular sessions focused on the 2020 Census, Polaris, Programming, Minimum Standards, and various types of software like G-Suite, WordPress, Canva, and Zoom. New recurring meetings, like the Director's Meeting and the Member Library Support Group, provided space for member library directors and staff to receive important state/federal updates, network, collaborate, share, and ask questions.

Topics: 12

Sessions: 91

Participants: 1,473



Consulting

FLLS staff continually provide services including expertise, advice, or referrals, to assist and respond to questions, issues, and concerns from member library staff and trustees in all areas of librarianship. Consulting occurs over the phone, in-person, and through email. In 2020, the total number of contacts increased by over 62% from the previous year!

Total Contacts: 4,830

Most Popular Topics: COVID-19, Technology, Personnel & Management, Trustee Training, Annual Reports, and Grants & State/Federal Funding.

Correctional Facilities & Jails

FLLS provides services to Auburn Correctional Facility, Cayuga Correctional Facility, Five Points Correctional Facility, and Willard Drug Treatment Campus. Services include consulting, reference, collection development, and delivery to the correctional facilities in our service area. Due to limited resources, services to these libraries are essential. FLLS also provides collection development and delivery to the jails in Cayuga, Cortland, Seneca, Tioga, & Tompkins counties.

Even with the temporary shutdown of facilities and reduced delivery, 382 items were purchased and delivered to the prisons and jails in 2020.

Outreach Mini Grants

The FLLS mini grant program helps our member libraries provide library services and resources to underserved groups in the FLLS service area. Targeted populations include: people who are blind or who have a physical disability, seniors, people who have a developmental or learning disability, people living in institutionalized settings, members of ethnic or minority groups in need of special services, people who are educationally disadvantaged, people who are unemployed or underemployed, and people who are geographically isolated. Approximately \$15,000 is available each year. Recipients are selected by the FLLS Coordinated Outreach Services Advisory Council (COSAC).

For the 2020-2021 grant cycle, 8 member libraries received \$8,641 for projects that focused on caregiver kits, mobile hotspots, a dyslexia hub, programming for children and adults (including virtual), and summer reading programming. Due to pandemic-related budget cuts, less than \$10,000 was available.

It was an especially difficult decision for COSAC this year and we thank the council members for their continued dedication to our member libraries!



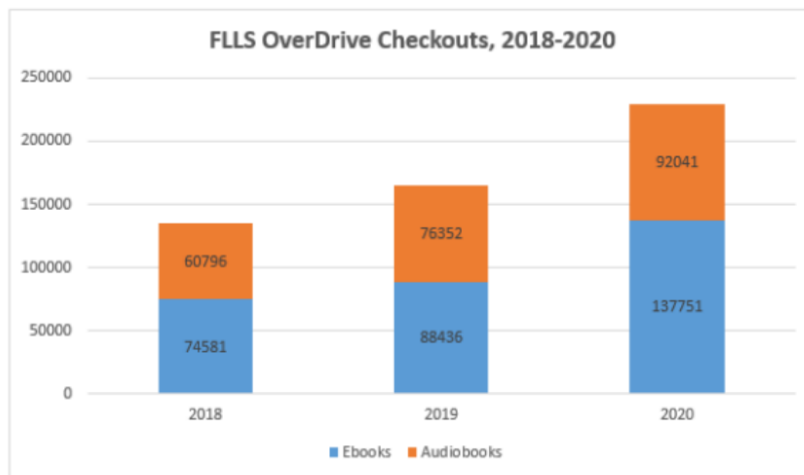
Outreach Mini Grants



DIGITAL COLLECTION HIGHLIGHTS




OVERDRIVE CHECKOUTS



EBOOKS

For the second year in a row, Delia Owens' novel was the most popular ebook with 231 borrows.



AUDIOBOOKS

Harry Potter and the Sorcerer's Stone topped the charts with 482 checkouts.



OTHER ECONTENT



Patrons can access language learning app, Mango Languages, the genealogical and historical source database HeritageQuest, JobsNow, and more.

FINGER LAKES LIBRARY SYSTEM

SUMMER READING

2020



31

Member Libraries Participating

All 33 members offered Summer Reading programming in 2019. Only two of our libraries were unable to participate in 2020.

4,814

Children & Teens Registered

Libraries continued to serve the informational and recreational needs of their community's youth. This number was 8,162 for SRP 2019.

1,354

Summer Programs at Libraries

From Make and Take kits to Zoom storytimes, our libraries found ways to adapt their programming. This number was 1,705 for SRP 2019.

18,047

Attendance at Programs

Our libraries created safe connections for their communities throughout the summer. The number was 45,876 for SRP 2019.

*Ready to Read at
New York
Libraries through
Public Library
Systems*



FAMILY LITERACY GRANT 2019-22

22 LIBRARIES

**\$5661 IN
FUNDS**

**ENHANCED
COLLECTIONS &
PARTNERSHIPS**



The goal of the project is to enhance Finger Lakes Library System (FLLS) member library staff's capacity for early literacy work with a focus on inclusive practices.

In Year 1, twenty* member libraries were awarded mini-grants totaling \$5661 to purchase early literacy materials to enhance their early literacy spaces, collections, and partnerships.

- Board Books
- Picture Books
- Puppets
- Grab n' Go Early Literacy Kits
- Projector for Virtual Storytime

*Due to the pandemic, two libraries were unable to use their funds.

Computer Network Services

Polaris:

We continue to install the biannual upgrades to the Polaris Integrated Library Software which continues to bring more parity for circulation between the Polaris LEAP WebApp client and the classic Polaris client. Only one more feature is needed for LEAP to be a complete replacement for all but two of our member libraries.

Annual Computer Bulk Purchase:

Thirteen member libraries participated in the limited 2020 annual computer bulk buy which we prioritized for staff computers. There were 23 computers purchased. The order was comprised of 18 Dell Windows 10 computers (13 all-in-one desktops and 5 laptops), 3 Chromeboxes & 2 Chromebooks. We encourage our member libraries to take advantage of this annual bulk purchase and embrace our recommendation to replace 1/5th of the library computers each year. This provides the advantage of spreading out the equipment replacement costs in a more manageable way along with keeping all the computers in the library current and under warranty.

General:

The Helpdesk software we implemented for the start of 2018 has helped assure we keep track of issues through to their resolution and streamlined the supplies ordering process. Member libraries have web access to the Helpdesk where they can initiate a trouble ticket, look at knowledgebase articles/solutions and place orders for common supplies like, Receipt Paper, Spine Labels in various formats and Item Barcodes. This has helped by providing a single point of contact reducing time spent trying to determine who to contact and reduced fulfillment time.

In 2020, we closed/resolved 481 support requests and fulfilled 61 supplies requests.

The first 9 months of 2021 we closed/resolved 408 support requests and fulfilled 56 supplies requests.

Eric continues to support and work with libraries that want to migrate to the FLLS Hosted Website Service which has proven to be a big cost savings for the participating members along with the knowledge that their web domain will be automatically renewed by FLLS preventing them from losing access to their website or email.



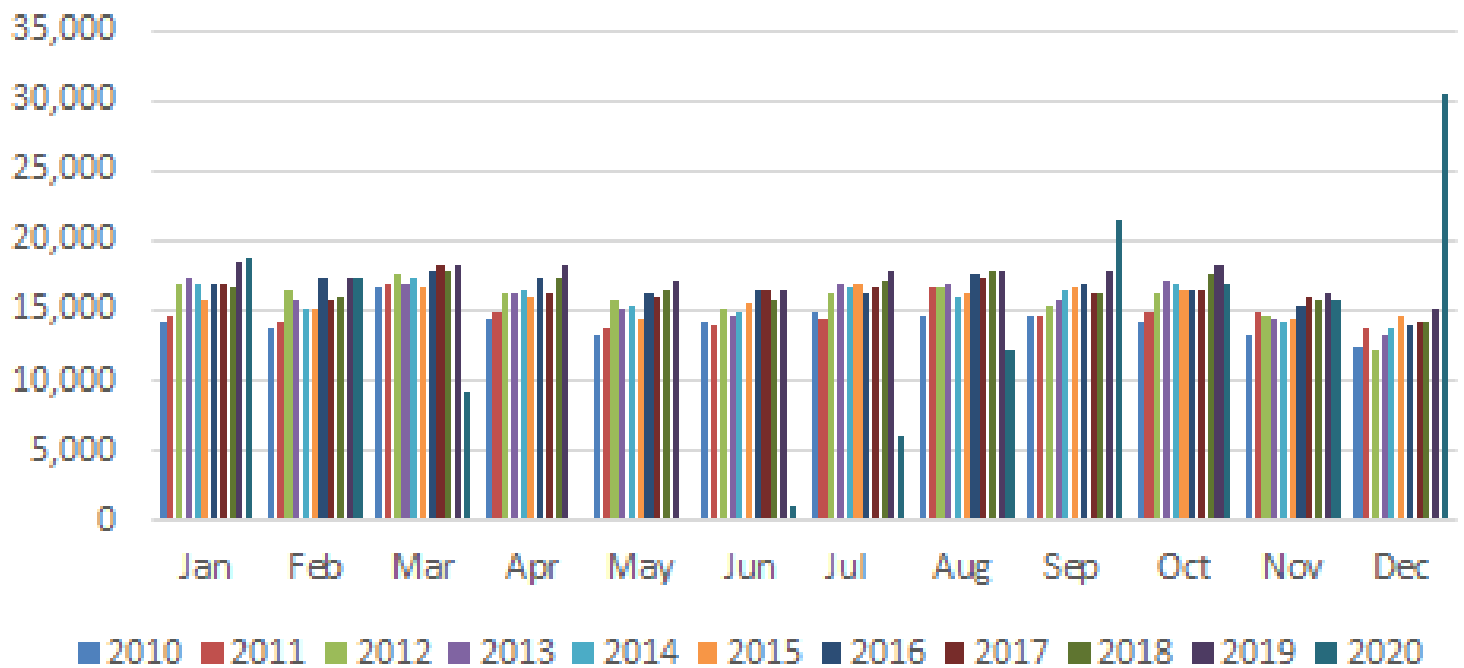
2020 MEMBER LIBRARY INTERLIBRARY LOAN ACTIVITY

Alphabetical Order

Rank Order

Library	Borrowed	Loaned	Library	Borrowed	Library	Loaned
APALACHIN	4622	2755	ITHACA	38178	ITHACA	24163
AUBURN	9909	12406	TRUMANSBURG	10923	AUBURN	12406
AURORA	1652	2590	AUBURN	9909	CORTLAND	9397
BERKSHIRE	1584	697	LANSING	9353	DRYDEN	4949
CANDOR	2362	2026	DRYDEN	7788	HOMER	4672
CATO	2313	3193	CORTLAND	7520	TRUMANSBURG	4188
CINCINNATUS	1273	2508	SENECA FALLS	5713	SENECA FALLS	4033
CORTLAND	7520	9397	APALACHIN	4622	NEWFIELD	3482
DRYDEN	7788	4949	HOMER	4584	LANSING	3417
FAIR HAVEN	805	2445	OWEGO	3956	OWEGO	3357
GROTON	2876	2669	NEWFIELD	2993	WATERLOO	3339
HOMER	4584	4672	GROTON	2876	CATO	3193
INTERLAKEN	998	1434	MORAVIA	2856	WAVERLY	3174
ITHACA	38178	24163	UNION SPRINGS	2771	OVID	2959
LANSING	9353	3417	WEEDSPORT	2752	PORT BYRON	2906
LODI	1446	1342	OVID	2613	APALACHIN	2755
MARATHON	1905	1697	CANDOR	2362	MORAVIA	2701
MCGRAW	1238	2014	CATO	2313	GROTON	2669
MORAVIA	2856	2701	WATERLOO	2171	AURORA	2590
NEWARK VALLEY	1857	1786	MARATHON	1905	CINCINNATUS	2508
NEWFIELD	2993	3482	NEWARK VALLEY	1857	FAIR HAVEN	2445
NICHOLS	1249	1207	SPENCER	1801	UNION SPRINGS	2443
OVID	2613	2959	WAVERLY	1698	SPENCER	2335
OWEGO	3956	3357	AURORA	1652	CANDOR	2026
POPLAR RIDGE	1494	1692	BERKSHIRE	1584	MCGRAW	2014
PORT BYRON	974	2906	POPLAR RIDGE	1494	WEEDSPORT	1928
SENECA FALLS	5713	4033	LODI	1446	NEWARK VALLEY	1786
SPENCER	1801	2335	CINCINNATUS	1273	MARATHON	1697
TRUMANSBURG	10923	4188	NICHOLS	1249	POPLAR RIDGE	1692
UNION SPRINGS	2771	2443	MCGRAW	1238	INTERLAKEN	1434
WATERLOO	2171	3339	INTERLAKEN	998	LODI	1342
WAVERLY	1698	3174	PORT BYRON	974	NICHOLS	1207
WEEDSPORT	2752	1928	FAIR HAVEN	805	BERKSHIRE	697
OTHER ¹	2653	22976	¹ ACF, CCF, FPCF, Alternative Library, FLLS & OCLC			
TOTAL	148880	148880				

FLLS Interlibrary Loan Volume January 2010 Through December 2020



Cataloging Highlights

During 2020, Finger Lake Library System suspended out-of-system interlibrary loan. We also discontinued using Backstage Library Works as a bibliographic utility. Instead, we began using a Python script created by a volunteer to search for bibliographic records in the OCLC Connexion Client, saving the system thousands of dollars annually. Because member libraries needed fewer bibliographic records during lockdown, Cataloging focused on a much-needed database cleanup by overlaying minimal, non-RDA bibliographic records with full RDA-records.

Ballot Funding

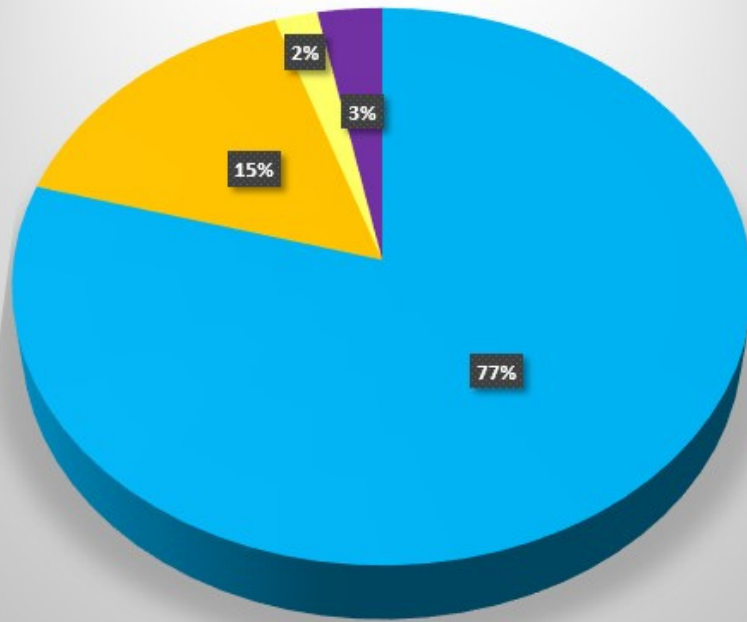
Due to the pandemic and the move to absentee voting for school budgets, ballot funding in 2020 was unusual to say the least. The uncertainty of the times prompted many boards to re-think placing referendums on the ballot. However, all of the libraries that went for ballot increases were successful, and we saw record voting percentages due to the allowance of absentee voting in 2020. There was a strong comeback of votes in 2021.

The pandemic highlighted the importance of libraries having access to stable and secure funding through ballot votes and not having to solely rely on State, County or Village/Town/City funding. If you are unsure how to go about getting on your local ballot or need help asking for an increase, please contact Sarah Glogowski at sglogowski@flls.org.

			Public Support Through Ballot Voting															
	County	Library	School System	2010	2011	2012	2013	2014	2015	2016	2017	2018	2019	2020	Increase	Yes	No	Date
1	Cayuga	Auburn-Seymour *	Special Leg. District	0	0	0	742,000	754,000	754,000	769,000	780,000	812,000	830,000	N/A				
2	Cayuga	Aurora	Southern Cayuga Cen	16,500	18,150	24,150	30,150	36,150	42,150	48,150	54,150	60,150	66,150	72,150	6,000	711	377	6/16
3	Cayuga	Cato-Lang	Cato-Meridian	30,000	50,000	50,000	50,000	50,000	N/A	N/A	N/A	N/A	75,000	N/A				
4	Cayuga	Fair Haven	Red Creek	0	15,000	15,000	15,000	15,000	N/A	30,000	N/A	N/A	45,000	N/A				
5	Cayuga	Moravia-Powers	Moravia Central	25,000	25,000	25,000	32,500	43,700	45,000	46,350	47,740	49,172	75,000	79,500	4,500	657	296	6/16
6	Cayuga	Poplar Ridge-Hazard	Southern Cayuga Cen	16,500	16,500	22,500	28,500	34,500	40,500	N/A	46,500	50,000	N/A	N/A				
7	Cayuga	Port Byron	Port Byron Central	43,458	48,500	48,500	48,460	51,460	52,560	53,107	57,147	65,147	95,147	N/A				
8	Cayuga	Union Springs-Springport	Union Springs Central	52,000	54,500	57,000	60,500	64,000	67,500	71,000	74,500	78,000	81,500	N/A				
9	Cayuga	Weedsport	Weedsport Central	53,045	54,045	56,045	57,166	58,881	69,978	75,978	76,785	79,543	81,134	83,096	1,962	832	273	6/16
10	Cortland	Cortland	Cortland-Spec Leg Dis	349,969	350,000	350,000	355,073	360,150	367,353	370,775	375,663	383,570	392,298	401,024	8,726	1,851	926	6/17
11	Cortland	Homer-Phillips	Homer Central	92,000	95,000	95,000	97,371	99,446	104,446	109,385	110,285	113,165	196,165	N/A				
12	Cortland	Marathon-Peck	Marathon	52,000	52,000	52,000	52,000	52,000	N/A	N/A	N/A	N/A	82,000	N/A				
13	Cortland	McGraw-Lamont	McGraw Central	25,000	25,000	25,000	25,000	27,500	N/A	N/A	N/A	54,500	59,500	N/A				
14	Seneca	Interlaken	South Seneca Central	15,000	30,000	16,750	16,537	25,000	N/A	N/A	N/A	45,000	60,000	65,000	5,000	873	395	6/16
15	Seneca	Lodi	South Seneca Central	15,000	15,000	15,000	15,750	23,462	N/A	35,000	40,000	45,000	60,000	65,000	5,000	873	395	6/16
16	Seneca	Ovid-Ford	South Seneca Central	0	30,000	15,750	16,537	25,000	30,000	35,000	40,000	45,000	60,000	65,000	5,000	873	395	6/16
17	Seneca	Ovid-Ford	Romulus	6,000	3,000	3,150	3,649	5,000	10,000	12,000	14,000	16,000	20,000	25,000	5,000	241	138	6/16
18	Seneca	Seneca Falls	Seneca Falls Central	127,187	127,000	152,000	177,000	177,000	227,000	N/A	N/A	277,000	292,000	307,000	15,000	987	508	6/16
19	Seneca	Waterloo	Waterloo Central	180,000	0	180,000	180,000	180,000	183,600	192,192	198,170	206,420	223,745	241,071	17,325	1,055	686	6/16
20	Tioga	Apalachin	Owego Apalachin Cen	0	0	0	30,000	60,000	72,444	92,444	N/A	122,444	142,444	147,444	5,000	1,513	869	6/16
21	Tioga	Candor	Candor Central	18,000	18,000	18,000	18,000	18,000	N/A	N/A	N/A	N/A	N/A	N/A				
22	Tioga	Nichols-Cady	Tioga Central	4,000	4,000	4,000	4,000	4,000	N/A	N/A	N/A	N/A	N/A	N/A				
23	Tioga	Owego-Coburn	Owego Apalachin Cen	5,600	0	5,600	35,600	35,600	N/A	N/A	65,000	N/A	100,000	N/A				
24	Tioga	Spencer	Spencer Van Etten	7,256	8,295	8,938	7,688	7,688	N/A	N/A	N/A	N/A	N/A	N/A				
25	Tioga	Waverly	Waverly Central	0	25,000	25,000	25,000	25,000	N/A	N/A	N/A	N/A	N/A	N/A				
26	Tompkins	Groton *	Groton Central	136,974	141,672	160,656	164,375	168,692	N/A	N/A	187,414	192,978	198,255	N/A				
27	Tompkins	Lansing *	Lansing Central	105,310	105,310	105,310	113,310	116,310	126,310	136,310	166,310	200,630	208,340	N/A				
28	Tompkins	Newfield	Newfield	27,000	33,000	33,000	41,500	41,500	45,500	N/A	58,000	N/A	N/A	76,000	18,000	243	77	6/16
29	Tompkins	Trumansburg-Ulysses	TBurg Central	94,000	94,000	97,760	101,709	105,114	110,370	N/A	114,931	118,497	N/A	N/A				
		* Vote is separate from school vote																

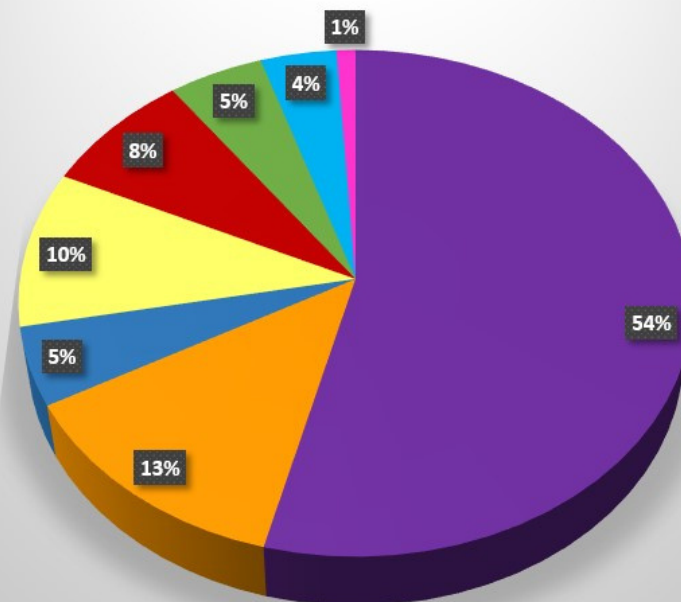
2020 System Expenditures

SOURCE OF FUNDS 2020



- STATE AID - 77%
- POLARIS FEES - 15%
- BULLET AID - 0%
- FRIENDS, COUNTY, & SCRLC - 2%
- MISC REVENUE - 3%

USE OF FUNDS 2020



- SALARIES & BENEFITS - 54%
- GRANTS MEMBER LIBS - 13%
- MATERIALS - 5%
- POLARIS/ZINIO/OVERDRIVE/OCLC/BACKSTAGE - 10%
- DELIVERY COSTS - 8%
- GENERAL ADMIN/EQUIP - 5%
- BLDG & FACILITIES - 4%
- MISC/LIT GRANTS - 1%

Finger Lakes Library System Member Library 2020 Statistics

<i>Library</i>	<i>Population</i>	<i>Holdings</i>	<i>Per Capita Holdings</i>	<i>Circulation 2019</i>	<i>Circulation 2,020</i>	<i>2019 vs 2020 + / -</i>	<i>Per Capita Circulation</i>	<i>Avg Wkly Hrs of Operation</i>
Apalachin	1,131	49,452	43.72	34,586	17,507	-17,079	15.48	38
Auburn	34,450	102,669	2.98	164,875	148,708	-16,167	4.32	57
Aurora	1,886	43,867	23.26	22,915	13,531	-9,384	7.17	20
Berkshire	2,584	42,306	16.37	8,827	5,965	-2,862	2.31	25
Candor	851	55,644	65.39	11,687	9,146	-2,541	10.75	27
Cato	4,743	47,520	10.02	20,516	11,630	-8,886	2.45	42
Cincinnatus	1,056	54,398	51.51	14,398	6,556	-7,842	6.21	26
Cortland	30,114	103,345	3.43	124,968	76,871	-48,097	2.55	55
Dryden	1,889	74,498	39.44	100,864	61,151	-39,713	32.37	38
Fair Haven	745	47,214	63.37	6,687	4,158	-2,529	5.58	21
Groton	6,024	56,654	9.40	36,989	25,929	-11,060	4.30	41
Homer	12,531	57,607	4.60	44,782	29,449	-15,333	2.35	42
Interlaken	602	43,292	71.91	8,565	5,283	-3,282	8.78	23
Ithaca	101,564	261,914	2.58	783,090	384,166	-398,924	3.78	60
Lansing	7,354	53,135	7.23	82,031	39,118	-42,913	5.32	46
Lodi	1,550	42,044	27.13	12,865	6,424	-6,441	4.14	31
Marathon	919	46,847	50.98	13,936	10,126	-3,810	11.02	32
McGraw	1,053	48,436	46.00	10,417	7,016	-3,401	6.66	26
Moravia	1,282	50,763	39.60	25,036	15,454	-9,582	12.05	26
Newark Valley	997	46,831	46.97	14,332	7,166	-7,166	7.19	25
Newfield	759	49,591	65.34	30,481	17,097	-13,384	22.53	36
Nichols	2,525	50,770	20.11	11,038	5,667	-5,371	2.24	25
Ovid	6,627	49,822	7.52	25,748	14,326	-11,422	2.16	46
Owego	3,896	67,513	17.33	34,821	18,938	-15,883	4.86	37
Poplar Ridge	1,368	42,525	31.09	14,285	8,845	-5,440	6.47	21
Port Byron	2,378	50,387	21.19	17,362	11,232	-6,130	4.72	33
Seneca Falls	9,838	64,774	6.58	60,782	30,696	-30,086	3.12	57.31
Spencer	3,153	59,118	18.75	14,885	9,491	-5,394	3.01	29
Trumansburg	4,900	59,116	12.06	75,523	41,850	-33,673	8.54	45
Union Springs	2,367	44,587	18.84	25,279	16,566	-8,713	7.00	26
Waterloo	5,171	55,746	10.78	31,723	19,577	-12,146	3.79	44
Waverly	4,444	63,445	14.28	31,876	10,351	-21,525	2.33	40
Weedsport	4,464	46,778	10.48	20,333	13,349	-6,984	2.99	52

Central Library Collection Housed at TCPL 26,916

Statistical information is from the 2020 Annual Report as submitted to Finger Lakes Library System.

Finger Lakes Library System Member Library 2020 Operating Receipts

<i>Library</i>	<i>Chartered to Serve Area</i>	<i>Population</i>	<i>County</i>	<i>Town</i>	<i>City or Village</i>	<i>School & Tax District</i>	<i>All Other*</i>	<i>Total</i>
Apalachin	Apal CDP	1,131	\$8,612	\$1,500	\$0	\$289,888	\$16,700	\$316,700
Auburn	Special District	34,450	\$3,500	\$341,348	\$488,712	\$0	\$80,330	\$913,890
Aurora	Town	1,886	\$3,500	\$0	\$4,800	\$72,150	\$81,817	\$162,267
Berkshire	2 Towns	2,584	\$8,612	\$15,000	\$0	\$0	\$41,128	\$64,740
Candor	Village	851	\$8,612	\$6,000	\$0	\$0	\$6,663	\$21,275
Cato	Towns	4,743	\$0	\$0	\$0	\$75,000	\$79,710	\$154,710
Cincinnatus	Town	1,056	\$0	\$0	\$0	\$0	\$156,101	\$156,101
Cortland	City & Town	30,114	\$0	\$0	\$0	\$396,661	\$137,980	\$534,641
Dryden	Village	1,889	\$30,779	\$13,000	\$8,100	\$0	\$135,376	\$187,255
Fair Haven	Village	745	\$3,500	\$0	\$0	\$45,000	\$2,571	\$51,071
Groton	School District	6,024	\$34,831	\$0	\$0	\$198,255	\$33,851	\$266,937
Homer	School District	12,531	\$0	\$0	\$0	\$196,165	\$39,414	\$235,579
Interlaken	Village	602	\$20,000	\$1,400	\$0	\$65,000	\$18,667	\$105,067
Ithaca	County	101,564	\$3,234,110	\$15,000	\$22,077	\$0	\$1,006,398	\$4,277,585
Lansing	School District	7,354	\$30,779	\$0	\$0	\$208,340	\$70,548	\$309,667
Lodi	Town	1,550	\$22,000	\$2,000	\$500	\$60,000	\$38,041	\$122,541
Marathon	Village	919	\$0	\$0	\$0	\$82,000	\$10,231	\$92,231
McGraw	Village	1,053	\$0		\$14,000	\$59,500	\$12,748	\$86,248
Moravia	Village	1,282	\$0	\$2,000	\$3,000	\$75,000	\$40,609	\$120,609
Newark Valley	Village	997	\$8,612	\$10,000	\$0	\$0	\$38,035	\$56,647
Newfield	Village	759	\$30,779	\$25,000	\$0	\$76,000	\$246,825	\$378,604
Nichols	Town	2,525	\$8,612	\$30,000	\$0	\$4,000	\$1,570	\$44,182
Ovid	2 Towns	6,627	\$20,000	\$12,500	\$500	\$90,000	\$176,084	\$299,084
Owego	Village	3,896	\$8,612	\$0	\$2,500	\$200,000	\$44,317	\$255,429
Poplar Ridge	Town	1,368	\$3,500	\$0	\$0	\$50,000	\$57,943	\$111,443
Port Byron	Town	2,378	\$0	\$0	\$0	\$95,146	\$3,454	\$98,600
Seneca Falls	Village	9,838	\$20,000	\$0	\$0	\$299,500	\$91,955	\$411,455
Spencer	Town	3,153	\$8,612	\$10,000	\$4,500	\$8,000	\$10,335	\$41,447
Trumansburg	Town	4,900	\$30,779	\$16,500	\$5,000	\$118,497	\$84,617	\$255,393
Union Springs	Town	2,367	\$3,500	\$2,000	\$2,000	\$81,500	\$8,127	\$97,127
Waterloo	Village	5,171	\$20,000	\$15,500	\$0	\$223,746	\$55,285	\$314,531
Waverly	Village	4,444	\$8,612	\$0	\$4,000	\$25,000	\$50,591	\$88,203
Weedsport	Town	4,464	\$3,500	\$20,317	\$16,950	\$83,096	\$29,018	\$152,881

Information is from the 2020 Annual Reports as submitted to Finger Lakes Library System.

*Other includes: State and System Aid, Endowments, library fees, etc.

Finger Lakes Library System Member Library 2020 Expenditures

<i>Library</i>	<i>Population</i>	<i>Salaries & Benefits</i>	<i>Materials</i>	<i>Other</i>	<i>Total Operating</i>	<i>Per Capita</i>
Apalachin	1,131	\$78,641	\$7,702	\$61,181	\$147,524	\$130.44
Auburn	34,450	\$682,415	\$124,060	\$170,274	\$976,749	\$28.35
Aurora	1886	\$75,222	\$11,435	\$41,741	\$128,398	\$68.08
Berkshire	2,584	\$25,563	\$4,912	\$36,163	\$66,638	\$25.79
Candor	851	\$23,973	\$4,497	\$16,433	\$44,903	\$52.76
Cato	4,743	\$43,196	\$7,868	\$28,620	\$79,684	\$16.80
Cincinnatus	1,056	\$58,184	\$7,435	\$170,482	\$236,101	\$223.58
Cortland	30,114	\$358,360	\$54,158	\$150,787	\$563,305	\$18.71
Dryden	1,889	\$117,320	\$13,040	\$57,112	\$187,472	\$99.24
Fair Haven	745	\$14,539	\$13,067	\$14,201	\$41,807	\$56.12
Groton	6,024	\$177,128	\$24,897	\$96,143	\$298,168	\$49.50
Homer	12,531	\$139,630	\$23,891	\$58,642	\$222,163	\$17.73
Interlaken	602	\$51,647	\$6,069	\$32,110	\$89,826	\$149.21
Ithaca	101,564	\$3,407,169	\$238,109	\$470,081	\$4,115,359	\$40.52
Lansing	7,354	\$170,201	\$18,280	\$109,346	\$297,827	\$40.50
Lodi	1,550	\$65,545	\$6,312	\$42,954	\$114,811	\$74.07
Marathon	919	\$37,707	\$5,414	\$28,804	\$71,925	\$78.26
McGraw	1,053	\$54,501	\$8,512	\$18,074	\$81,087	\$77.01
Moravia	1,282	\$58,523	\$15,228	\$32,171	\$105,922	\$82.62
Newark Valley	997	\$16,436	\$4,760	\$10,649	\$31,845	\$31.94
Newfield	759	\$100,877	\$8,986	\$37,587	\$147,450	\$194.27
Nichols	2,525	\$19,687	\$1,757	\$20,058	\$41,502	\$16.44
Ovid	6627	\$212,262	\$11,646	\$76,021	\$299,929	\$45.26
Owego	3,896	\$84,734	\$5,018	\$64,170	\$153,922	\$39.51
Poplar Ridge	1,368	\$35,813	\$11,521	\$22,343	\$69,677	\$50.93
Port Byron	2,378	\$42,391	\$14,579	\$25,408	\$82,378	\$34.64
Seneca Falls	9,839	\$228,995	\$30,395	\$153,872	\$413,262	\$42.00
Spencer	3,153	\$22,682	\$2,638	\$12,443	\$37,763	\$11.98
Trumansburg	4,900	\$215,236	\$19,839	\$70,216	\$305,291	\$62.30
Union Springs	2,367	\$41,670	\$16,305	\$19,021	\$76,996	\$32.53
Waterloo	5,171	\$169,505	\$25,728	\$76,659	\$271,892	\$52.58
Waverly	4,444	\$89,877	\$22,211	\$26,115	\$138,203	\$31.10
Weedsport	4,464	\$89,099	\$6,081	\$39,298	\$134,478	\$30.13

Information is from the 2020 Annual Reports as submitted to Finger Lakes Library System.

During the course of the pandemic, our library directors, staff and trustees have worked harder than ever. We want to thank you for your continued perseverance, willingness to adapt, and creative thinking that allowed library services to continue. Having libraries open and providing key services such as virtual or outside programming for families, access to computers and wifi, and simply offering the chance to take out physical library books has been so important during this isolating and changing time. We can't begin to thank you enough!

