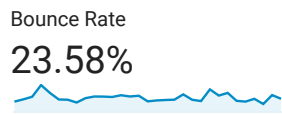
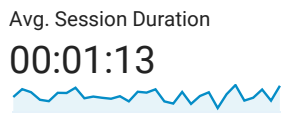
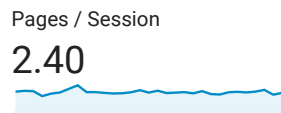
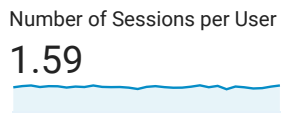
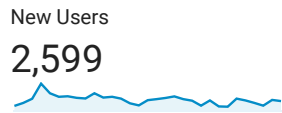
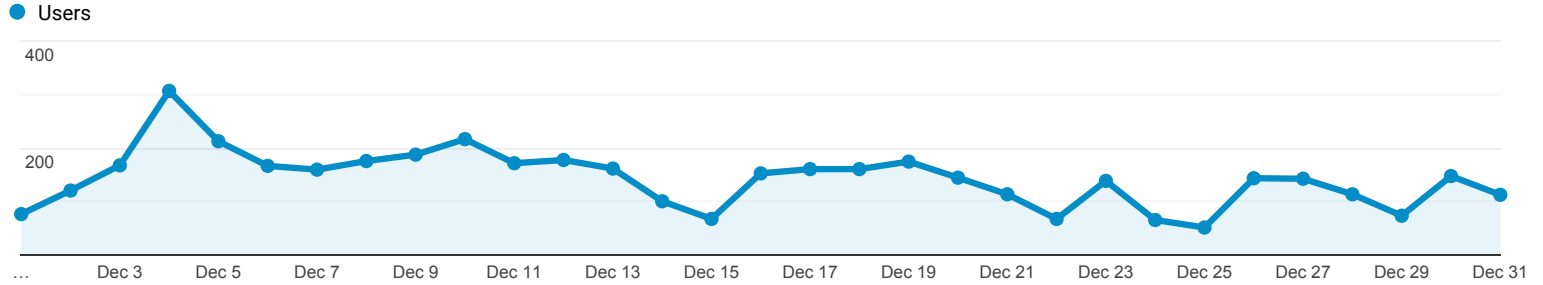


## Audience Overview

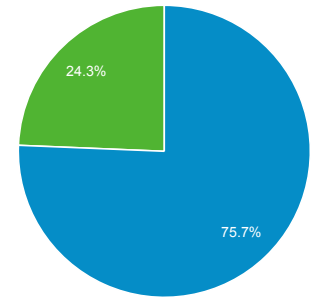
Dec 1, 2019 - Dec 31, 2019

All Users  
100.00% Users

### Overview



■ New Visitor ■ Returning Visitor



City	Users	% Users
1. (not set)	467	13.89%
2. Waverly	416	12.37%
3. Ithaca	373	11.09%
4. Cortland	171	5.08%
5. New York	99	2.94%
6. Albany	73	2.17%
7. Auburn	68	2.02%
8. Seneca Falls	60	1.78%
9. Moravia	50	1.49%
10. Homer	49	1.46%