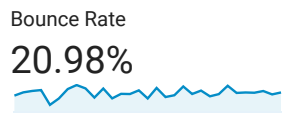
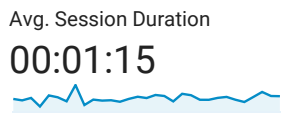
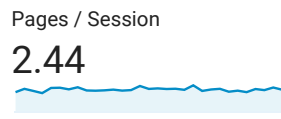
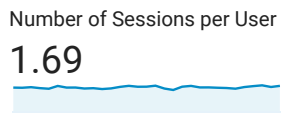
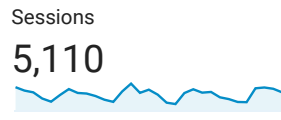
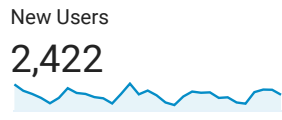
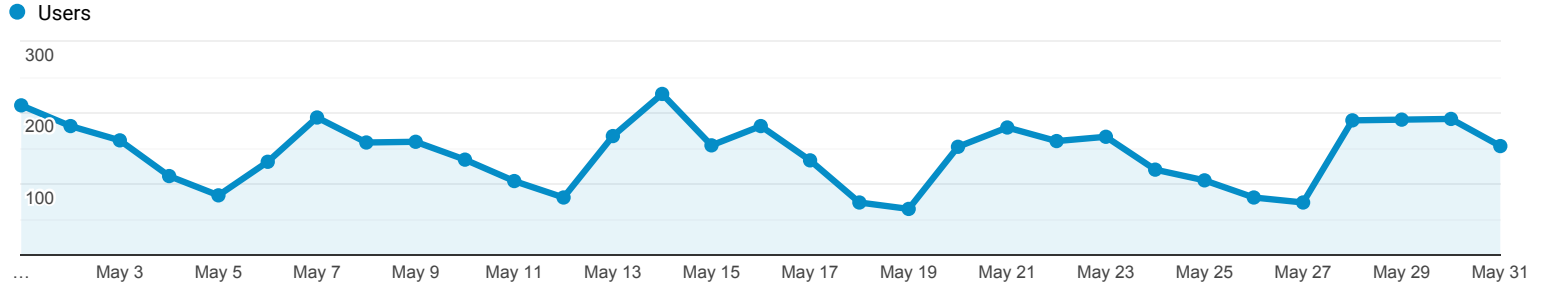


Audience Overview

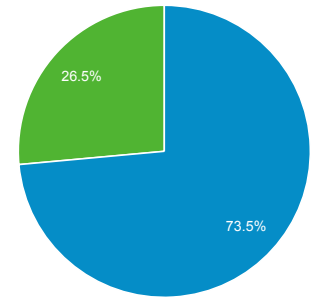
May 1, 2019 - May 31, 2019

All Users
100.00% Users

Overview



■ New Visitor ■ Returning Visitor



City	Users	% Users
1. Waverly	423	12.85%
2. Ithaca	317	9.63%
3. Cortland	309	9.39%
4. (not set)	230	6.99%
5. New York	109	3.31%
6. Endicott	103	3.13%
7. Albany	90	2.73%
8. Chicago	82	2.49%
9. Weedsport	74	2.25%
10. Lansing	63	1.91%