



FINGER LAKES  
LIBRARY SYSTEM



*2015 Annual Report*  
*“New Beginnings”*

Serving the 33 public libraries in Cayuga, Cortland, Seneca,  
Tioga, and Tompkins Counties since 1958.



## **Board of Trustees**

**President:** Gregg Kiehl, At – Large

**Vice President:** Amoret Ouimette, Cortland County

**Secretary:** Christine Griffin, Tompkins County

Sue Ahner, Cayuga County

Mary Jo Mashlykin, Cortland County

Sally Eller, Seneca County

Patricia Schaffer, Tioga County

Georgianna Horvath, Tioga County

Barbara Melvin, Tompkins County

Merrilee Witherell, Cayuga County



### *Administration*

Sarah Glogowski, Executive Director

Elaine Knapp, Business Manager

Diana Leigh, Executive Assistant

### *Consultant Services*

Amanda Schiavulli, Education & Outreach Librarian

Malia Hall, Collections Associate

Kristi Downham, HR Administrator & State Programs Coordinator

### *Cataloging Services*

Deborah Geier, Cataloging Manager

Lois Maki, Cataloging Associate

### *Computer Network Services*

Rex Helwig, Manager

Eric Franks, Specialist

Jenny Clark, Training Coordinator

### *Reference & Interlibrary Loan Services*

Linda Beins, Coordinator

Sam Norton, Circulation Associate

Ellen Hersey, Shelving Page

Arlene Krebs, Shelving Page

Thomas Smith, Driver

John Leonard, Driver

Lou Pacelli, Driver



## *Outstanding Years of Service!*

For the many years of dedication and service to Finger Lakes Library System and its member libraries we would like to say "Thank You"!



Tom Smith, Driver

25 Years on September 4th

Rex Helwig, CNS Manager

20 Years on October 2nd




Malia Hall, Collections Associate

15 Years on March 27th

Linda Beins, ILS Coordinator

10 Years on November 14th





## *Letter From the Director*

I became the Executive Director of the Finger Lakes Library System on July 6<sup>th</sup> of this year. The past few months have given me the opportunity to get to know the staff at Finger Lakes, get our new building ready for an Open House that we held on September 25<sup>th</sup>, and start to visit the member libraries to meet the library directors, staff, and learn about all of the wonderful programming and outreach that is occurring throughout our five counties.

It is apparent to me when I visit your library how vital each library is to their community. From learning about summer reading programs that drew in hundreds of children to seeing robust volunteer programs at many of our libraries, people are viewing their public library as an important community center. While people might not be taking out a physical book, they are attending a book group, story time with their children or grandchildren, applying for a job on a public computer, downloading a magazine using our new eMagazine service Zinio, or even picking up food from a food pantry hub at their library. We as a system are also working hard to make sure that our delivery service, catalog, electronic resources, and outreach services provide our member libraries all that they need so that they can be the best library for their community.

While we have seen modest increases in funding from the State, it is important that we continue our advocacy endeavors. Now more than ever we have to effectively and clearly deliver powerful messages that stress why our libraries are important parts of our communities. Over the next few months, FLLS will be working on helping you with advocacy messaging and we hope that you will join us in Albany on March 2, 2016 to voice your support for increased funding for our system so that all of our libraries in our system will be strengthened.

As we look ahead to the next year, you can expect more training opportunities from our system. Continuing education is crucial for gaining skills needed to assist our patrons in our constantly evolving information age. We also will be working on a new five-year Plan of Service for our system and will be asking you what system services are most important for you and your library. I look forward to working with all of you to create the best library system so that we are able to offer new services and opportunities for all of your libraries.



Sarah Glogowski,  
Executive Director


## Construction Update

As the Finger Lakes Library System's capital campaign comes to a close, we thought that you might like to know where the funding for the new headquarters came from. Below is a list of all the funding sources, amounts given, and the percentage contributed. Thank you to all of you who helped to fund this project!

<i><b>Source of Capital Funds:</b></i>	<i><b>Amount</b></i>	<i><b>%</b></i>
NYS Construction Grant (2 yr period)	\$455,048	25.48%
	\$690,000	38.63%
Mortgage through Tompkins Trust Co.		
FLLS Fund Balance (3 yr period)	\$589,820	33.02%
Senator Nozzolio (2013 & 2014)	\$35,000	1.96%
J.M. McDonald Foundation	\$10,000	0.56%
NYSERDA Rebates	\$5,500	0.31%
Borg Warner Morse Systems Inc.	\$500	0.03%
CFCU Community Credit Union	\$200	0.01%
<i><b>Project Cost Year-to-Date</b></i>	<i><b>\$1,786,068</b></i>	<i><b>100%</b></i>










## *Open House September 25<sup>th</sup>, 2015*

On Friday, September 25th, Finger Lakes Library System hosted an Open House in our new building. This was a great opportunity for member libraries, trustees, volunteers, elected officials, and interested community members to not only see the building, but to meet staff and to learn about our services. Attendees learned about our databases, our new downloadable eMagazine service, Zinio, got to see our 3D printer in action, and learned about all of the gaming services we provide. Our sorting room and the Jan Aguirre Memorial Garden were especially popular stops on our tours. Thank you to all who came to share this special day with us, and thank you to the Finger Lakes staff and trustees for all the work you did in planning this event.









The New York Library Association (NYLA) is the voice of the library community in New York. NYLA, established by Melvil Dewey in 1890, is the oldest state library association in the country and represents school, college, special and public libraries, library staff, trustees, and students from around the state.

NYLA is the only statewide organization dedicated to advocating on behalf of all libraries and library staff to the state legislature, and serves as the spokesperson on library matters to the media and public policymakers.

NYLA offers a variety of services and programs to meet our members' needs ranging from professional development opportunities at our NYLA Annual Conference and regional institutes to member discounts on a range of services and products for your personal or professional needs.

### Personal Memberships:

First time: \$25.00

Trustee or Friend: (\$30.00)

Regular (see chart →)

Retired/Unemployed: (\$30.00)

Library support staff (\$25.00)

Student (\$15.00)

Income:	Dues:
Up to \$19,999	\$35.00
\$20,000 - \$29,999	\$60.00
\$30,000 - \$39,000	\$80.00
\$40,000 - \$49,000	\$100.00
\$50,000 and over	\$125.00

Basic membership includes free membership in one section. Additional sections are \$7.00 each. Roundtable memberships are \$5.00.

### Organizational Memberships:

Schools, libraries, friends groups and other organizations are eligible to receive special rates.

Dues for libraries/systems are based on annual budget (see chart below).

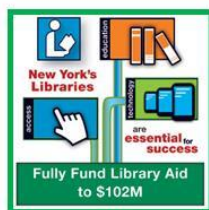
With each organizational membership, the library/system receives one designated representative and additional associate members based on the dues.

The organizational rate for friends groups is \$50.00.

For more information contact the NYLA office at 800.252.6952.

To register online, visit [www.nyla.org](http://www.nyla.org).

Library/System Budget:	Dues:
Up to \$50,000	\$50.00
\$50,000 - \$100,000	\$75.00
\$100,000 - \$500,000	\$150.00
\$500,000 - \$1M	\$300.00
\$1M - \$3M	\$600.00
\$3M - \$10 M	\$1,250.00



**Save the Date!**

**Library Advocacy Day 2016**

**Wednesday, March 2nd**




## Ballot Funding

We had another successful year with ballot funding. Almost all of the libraries requesting an increase were approved again this year. Ballot funding is an important and sustainable way to receiving funding for your library. It is also a great way for communities and the public to show their support for libraries. If you have any questions or need help with ballot funding, please contact Sarah @ [sglogowski@flls.org](mailto:sglogowski@flls.org).

		Public Support Through Ballot Voting												
	County	Library	School System	2010	2011	2012	2013	2014	2015	Increase	Yes	No	Date	
1	Cayuga	Auburn-Seymour *	Special Leg District	0	0	0	742,000	754,000	770,000	16,000			9/22	
2	Cayuga	Aurora	Southern Cayuga Cen	16,500	18,150	24,150	30,150	36,150	42,150	6,000	424	160	5/19	
3	Cayuga	Cato-Lang	Cato-Meridian	30,000	50,000	50,000	50,000	50,000	N/A	0				
4	Cayuga	Fair Haven	Red Creek	0	15,000	15,000	15,000	15,000	N/A	0				
5	Cayuga	Moravia-Powers	Moravia Central	25,000	25,000	25,000	32,500	43,700	45,000	1,300	399	114	5/19	
6	Cayuga	Poplar Ridge-Hazard	Southern Cayuga Cen	16,500	16,500	22,500	28,500	34,500	40,500	6,000	424	160	5/19	
7	Cayuga	Port Byron	Port Byron Central	43,458	48,500	48,500	48,460	51,460	52,560	1,100	235	96	5/19	
8	Cayuga	Union Springs-Springport	Union Springs Central	52,000	54,500	57,000	60,500	64,000	67,500	3,500	258	130	5/19	
9	Cayuga	Weedsport	Weedsport Central	53,045	54,045	56,045	57,166	58,881	69,978	11,097	729	272	5/19	
10	Cortland	Cortland	Cortland-Spec Leg	349,969	350,000	350,000	355,073	360,150	367,353	7,203				
11	Cortland	Homer-Phillips	Homer Central	92,000	95,000	95,000	97,371	99,446	104,446	5,000				
12	Cortland	Marathon-Peck	Marathon	52,000	52,000	52,000	52,000	52,000	N/A	0				
13	Cortland	McGraw-Lamont	McGraw Central	25,000	25,000	25,000	25,000	27,500	N/A	2,500	69	38	5/20	
14	Seneca	Interlaken	South Seneca Central	15,000	30,000	16,750	16,537	25,000	N/A	8,462	333	93		
15	Seneca	Lodi	South Seneca Central	15,000	15,000	15,000	15,750	23,462	N/A	8,462	333	93		
16	Seneca	Ovid-Ford	South Seneca Central	0	30,000	15,750	16,537	25,000	30,000	5,000	302	146	5/19	
17	Seneca	Ovid-Ford	Romulus	6,000	3,000	3,150	3,649	5,000	10,000	5,000	146	85	5/19	
18	Seneca	Seneca Falls	Seneca Falls Central	127,187	127,000	152,000	177,000	177,000	227,000	50,000	269	108	9/15	
19	Seneca	Waterloo	Waterloo Central	180,000	0	180,000	180,000	180,000	183,600	3,600	268	114	5/19	
20	Tioga	Apalachin	Owego Apalachin Cen	0	0	0	30,000	60,000	72,444	12,444	573	396		
21	Tioga	Candor	Candor Central	18,000	18,000	18,000	18,000	18,000	N/A	0				
22	Tioga	Nichols-Cady	Tioga Central	4,000	4,000	4,000	4,000	4,000	N/A	0				
23	Tioga	Owego-Coburn	Owego Apalachin Cen	5,600	0	5,600	35,600	35,600	N/A	0				
24	Tioga	Spencer	Spencer Van Etten	7,256	8,295	8,938	7,688	7,688		0				
25	Tioga	Waverly	Waverly Central	0	25,000	25,000	25,000	25,000	N/A	0				
26	Tompkins	Groton *	Groton Central	136,974	141,672	160,656	164,375	168,692	175,438	6,746	15	0	4/28	
27	Tompkins	Lansing *	Lansing Central	105,310	105,310	105,310	113,310	116,310	126,310	10,000	187	23	4/27	
28	Tompkins	Newfield	Newfield	27,000	33,000	33,000	41,500	41,500	45,500	4,000	222	89	5/19	
29	Tompkins	Trumansburg-Ulysses	TBurg Central	94,000	94,000	97,760	101,709	105,114	110,370	5,256	441	109	5/19	
		* Vote is separate from school vote												

## Cataloging



Since January 1, the cataloging department has added over 18,300 bibliographic records to the catalog and have changed our cataloging procedures to comply with national standards. Additionally, we have been editing authority records and series statements in an effort to increase findability for patrons. I attended an OCLC forum and have been reaching out to fellow catalogers and managers while seeking additional ways to improve cataloging services.

## 2014 Computer Network Services

### Stats:

**Library Visits:** 29

**Training:**

Topics: 6

Sessions: 14

Participants: 93

**Computer Purchases:**

Bulk Purchase: 84

Other: 14

**Support Calls:**

Work Orders: 609

Consultations: 61

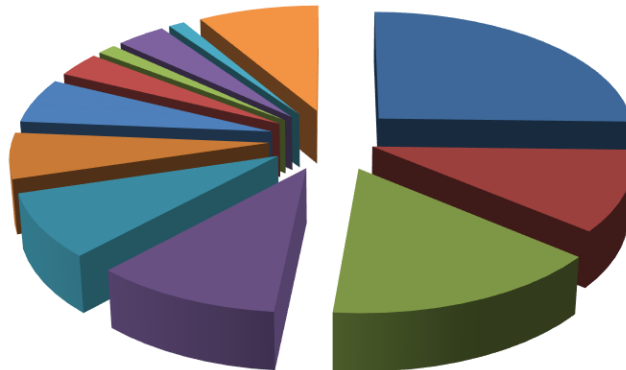
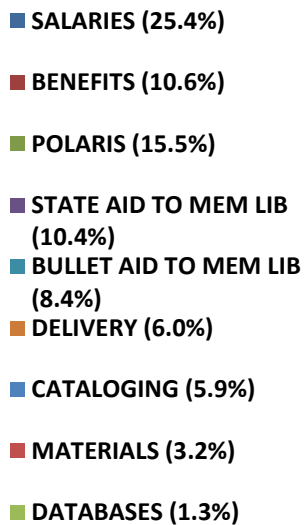
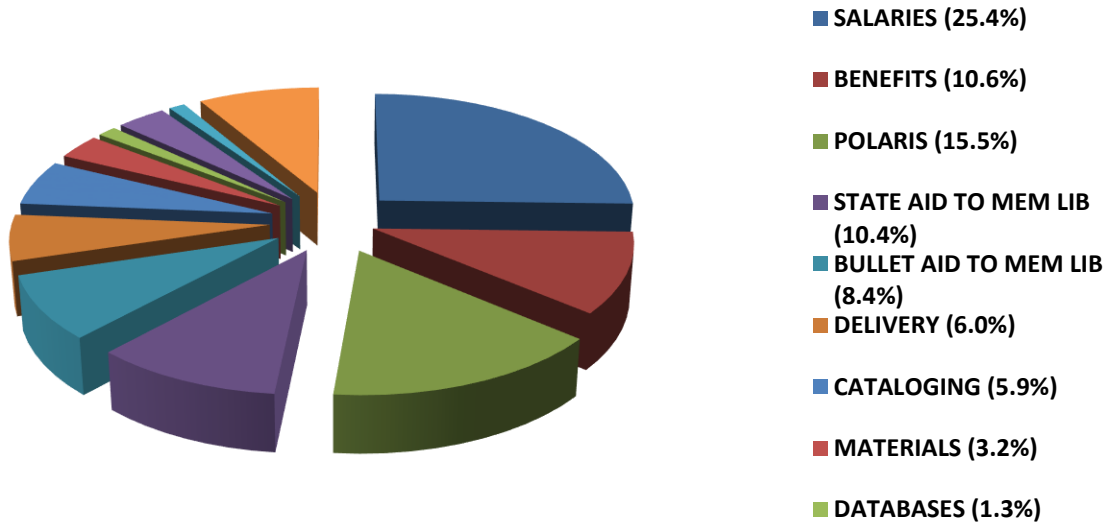


## Zinio

This summer we launched Zinio, a digital service providing free access to current and back issues of more than 100 popular magazine titles. With just a library card and internet access, your patrons can download and read a variety of magazines for both adults and children on their computers or Macs, or through a downloadable App on their iPhone, iPad, Kindle or Android device. Check out all of the titles we offer at <http://www.flls.org/>



## 2015 System Expenditures



## *Bullet Aid*

***THANK YOU!! Senator Nozzolio, Senator Seward and Senator DeFrancisco***

### DISTRICT 54



#### **Senator Mike Nozzolio (Republican)**

In 2015 Senator Nozzolio awarded a total of **\$120,000** in special legislative funds to help make a variety of projects at the following member libraries in our system possible: **Aurora Free Library, Fair Haven Public Library, Interlaken Public Library, Lansing Community Library, Lodi Whittier Library, Edith B. Ford Library (Ovid), Hazard Library (Poplar Ridge), Port Byron Library, Seneca Falls Library, Springport Free Library and the Waterloo Library.**

In 2014, Senator Nozzolio gave the library system a one-time grant of **\$20,000** to help us with our new building construction project.

Thank you Senator Nozzolio for being such a strong supporter of libraries in our system and for recognizing the system's role in providing library services in your district!

### DISTRICT 51



#### **Senator James Seward (Republican)**

As a long-time member of the Senate Committee on Libraries, **Senator Seward** has often taken a leadership role in securing funding for our libraries and our schools.

In 2015, Senator Seward awarded a total **\$24,500** to the **Groton Public Library, Lamont Memorial Free Library (McGraw), Peck Memorial Library (Marathon), Phillips Free Library (Homer), Powers Library (Moravia), Southworth Library (Dryden) and Cortland Free Library.**

### DISTRICT 50



#### **Senator John A. DeFrancisco (Republican)**

As Chair of the Senate Finance Committee, **Senator DeFrancisco** plays a significant role in reviewing the Governor's proposed budget and developing the Senate's priorities. Senator DeFrancisco has consistently given money to the libraries in our system since re-districting in 2012 brought some of our libraries under his aegis.


In 2015, Senator DeFrancisco awarded a total of **\$18,500** to the following member libraries: **Kellogg Free Library (Cincinnatus), Seymour Public Library (Auburn), Weedsport Free Library and Stewart B. Lang Memorial Library (Cato).**



## *What Did Bullet Aid Purchase in 2014?*



New storage structures (left), programming (center), and much needed building maintenance such as new sidewalks (left bottom) and heat tape to prevent ice buildup in the winter (bottom right).



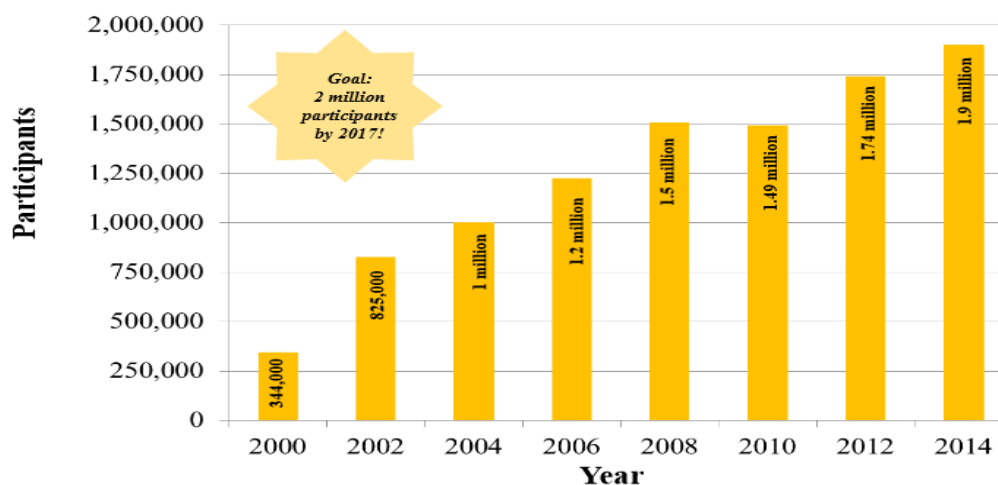


### Summer Reading Programs 2014:

### Compared to 2013

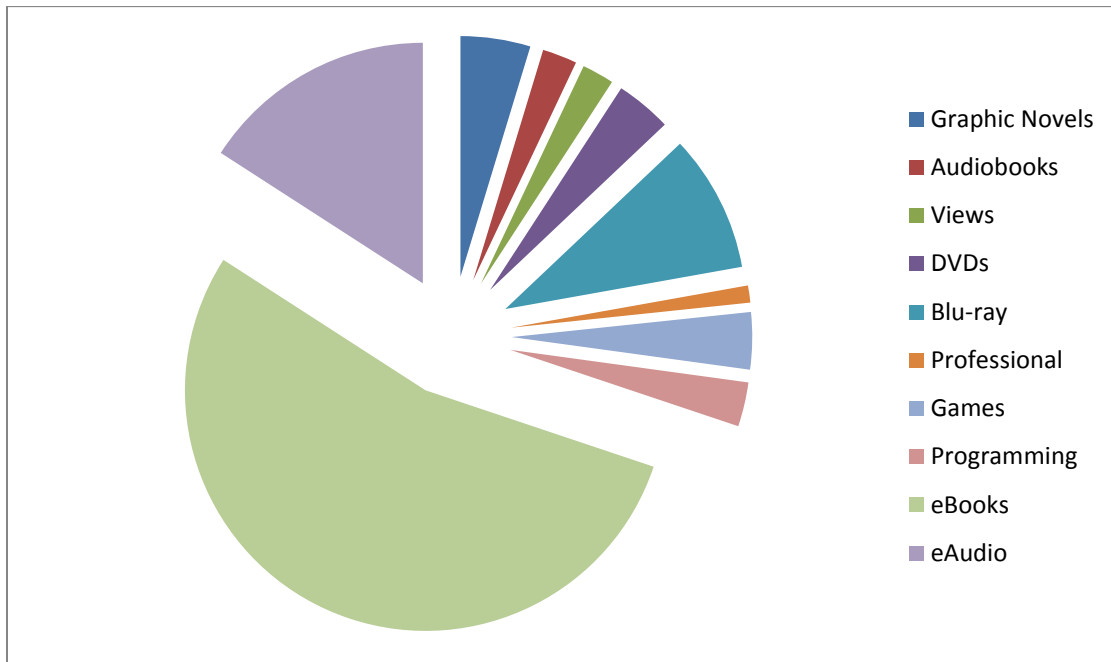
- |   |        |                  |
|---|--------|------------------|
| • Member Libraries Participating.....   | 32     | <b>Down</b>      |
| • Children and Teens Participating..... | 8317   | <b>Up 13.9%</b>  |
| • Summer programs throughout the system |        |                  |
| ○ Number of programs.....               | 914    | <b>Up 48.4%</b>  |
| ○ Total Attendance .....                | 26,354 | <b>Up 24.28%</b> |

Summer Reading 2014 proved to be a record breaking year not only for the Finger Lake Library System, but state wide! In 2014, 1.9 million children participated. The state's goal for 2017 is 2 million; however at this rate they will most likely achieve that in 2016! Speaking of 2016, in case you haven't heard, the CSLP 2016 Summer Reading Theme is **Fitness** so get ready to get active! Visit <http://www.flls.org/summerreadingprogram/> for everything Summer



Source: New York State Library, November 2014

## Materials Acquired in 2014



Materials acquired in 2014:	
Graphic Novels	131
Audiobooks/Playaways	65
Playaway Views	60
DVDs	105
Blu-ray Films	258
Professional Resources	32
Games	107
Programming Resources	83
Downloadable materials system wide	
eBooks	1506
eAudio	443

### Looking Ahead:

- Collections that will be maintained:
  - Graphic Novels
  - Playaway Views
  - LaunchPads
  - Blu-ray
  - Gaming (board and video)
  - Programming resources (Storytime Kits, Puppets, Die Cuts, Book Group Kits)
  - Professional Resources
  - Audiobooks (both downloadable and Playaway)
  - eBooks

Remember to look at our website <http://www.flls.org/pandcdevelopment/> for updates on these collections and resources for your program planning from birth to seniors.



## Materials: A look at 2014 compared to 2015:

- More electronic games have been purchased due to high demand. These games have an average of 30 circs/game.
- Playaways, Playaway Views and LaunchPads were purchased to supplement our growing need for affordable media devices for our patrons.
- eContent demand from our patrons has increased by almost 50% resulting in the solicitation for support from our member libraries. Up until March 2015, only 21% of our member libraries contributed to the collection that all our patrons use. We are pleased to report we now have 90% participation in this service for 2015 and 100% promised for 2016. Your patrons appreciate all your contributions to support this growing collection. The current recommended contribution to eContent is 5% of a library's material's budget or \$1 per/circ from the previous year's circulation statistics. We are working to streamline the purchasing, selection and recommendations for 2016. Stay tuned!

**A special THANK YOU to the Friends of the Tompkins County Public Library for funding these collections!**

## Grants:

### Outreach Mini-Grants 2015-2016 Cycle:

\$15,000 was available to our 33 member libraries to better serve Targeted Outreach Populations. Our COSAC committee provided partial or full funding for seven member library projects. We hope to receive many more projects that will serve a broad range of targeted populations:

- *Individuals that are aged 55+*
- *People with visual, physical, or developmental disabilities,*
- *Residents of institutional facilities,*
- *Individuals with an educational disadvantage,*
- *Jobseekers,*
- *Individuals who are geographically isolated,*
- *Ethnic minorities,*
- *Incarcerated individuals/individuals with criminal records.*



### NYS Family Literacy 2013-2016

**Engaging Summer Readers via Unbound Media to Build Digital Literacy and the Common Core @ the Finger Lakes Library System.**

Year 2 of the Family Literacy Grant had mixed reviews all around. We are still monitoring the use of Playaways and Playaway Views from Year 1 and will continue to monitor the use of the iPad Lab through Year 3. The results from 2014-2015 are as follows:

- \* 12 member libraries were represented at the September training in use of the devices.
- \* 10 member libraries used the iPad Lab 13 times.
- \* 7 member libraries used their own iPads in storytime
- \* 0 libraries used the Apple TV
- \* 300 families were exposed to digital storytimes
- \* 100% of families exposed to digital storytimes reported a new understanding of using technology with their children as a co-reading activity.



Libraries using the technology have reported success in educating parents and providing a positive experience for families as they modeled proper use of new technology in storytimes. With the praise also came the negative. Many libraries reported not wanting to use the technology due to patron complaints or personal opposition to the program. Amanda is always available for storytime demos and further resources for this project. Remember, technology is neither good nor bad; it's what you do with it that matters! When used appropriately, technology and media can enhance children's cognitive and social abilities. Our job as librarians is to model this technology in storytimes to assist caregivers in creating a healthy media diet for their children and not use the technology as a babysitter. Technology is here to stay and our goal is to create lifelong, library users and give caregivers the tools they need to assure their children grow up to be responsible and knowledgeable adults.

## **NYS Adult Literacy 2013-2016: Building Educational Success in Tompkins County**

Year 2 of the three-year-grant got off to a rocky start. While grant partners strived to promote services to jobseekers, it became clear our audience needed more of a general approach to basic computer skills.

### **Objectives:**

- 1) Adults in Tompkins County will gain increased accessibility to computer and educational resources.
- 2) Adults with low computer literacy skills will improve their computer and technology skills.
- 3) Outreach and awareness of both library and literacy resources will expand in Tompkins County.

### **Results:**

16 students and 19 tutors participated in the fall 2014 session

30 students and 23 tutors for the spring 2015 session

Total: 46 students and 42 tutors

### **Classes:**

2 classes per week for 5 weeks during fall 2014 and spring 2015

Total: 10 classes per season and a total of 20 classes for 2014-2015

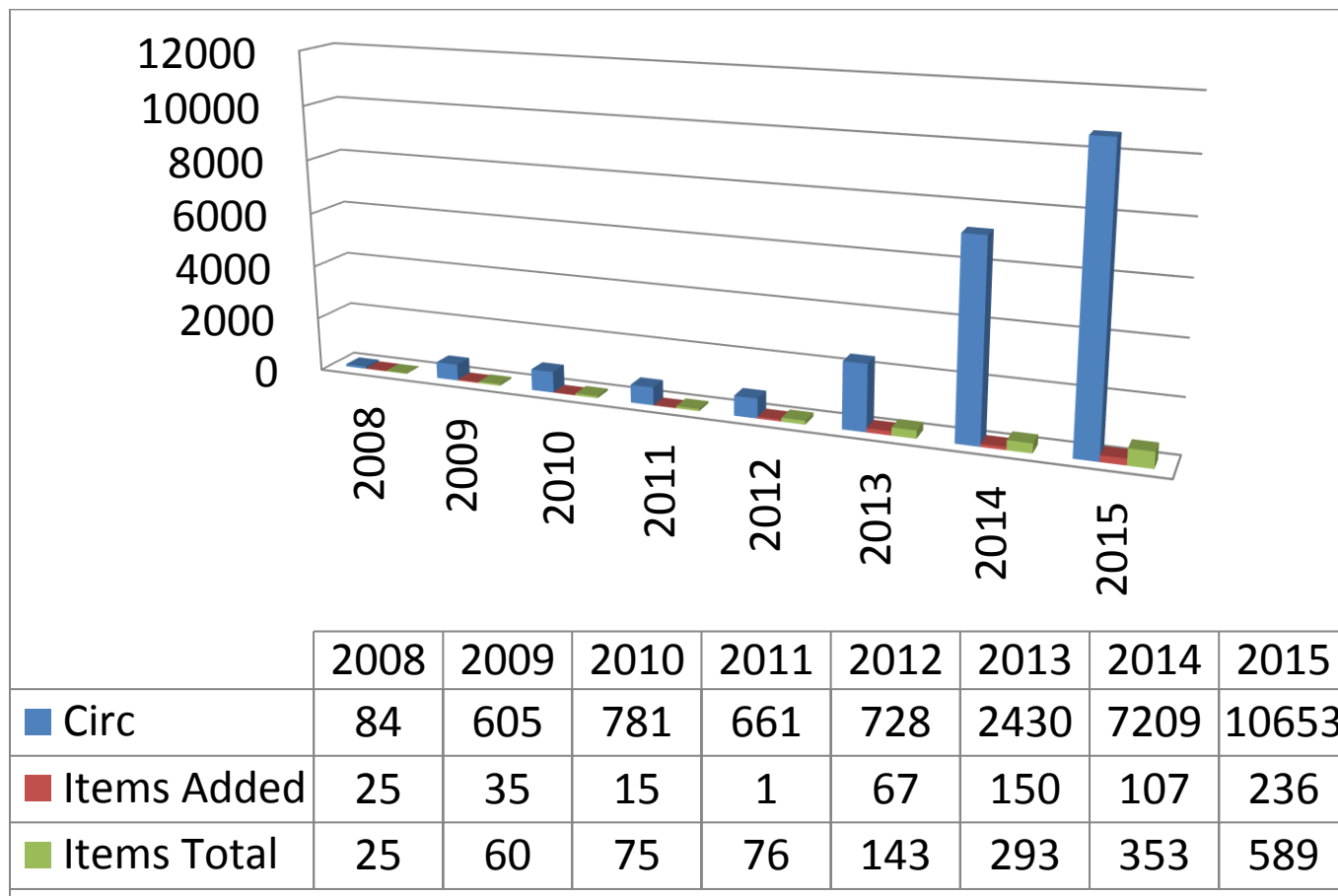
These classes were self-driven one-on-one sessions tailored to the needs of the participants. As reported on the surveys, 100% of participants improved their computer and technology skills. The new advertising efforts proved effective as the Southworth Library received applications from potential participants from as far north as Seneca Falls. The majority of participants were Dryden residents, however they also had participants from Freeville and Ithaca. 75% of participants already had library cards and 25% were issued library cards at their first session.

This grant also supports access system-wide access to the Learning Express Database. During the grant cycle there were a reported 383 sessions with 81 unique users system wide.



## Making the Case for Gaming

Year 3 of the Family Literacy Grant kicked off to an amazing start. 28 librarians and library staff from 22 of our member libraries participated in our *Successful Outreach with Mobile Gaming* system meeting on September 17, 2015. Shock and excitement washed over them as they realized the impact gaming has had on circulation statistics in the Finger Lakes Library System. We look forward to seeing your collections grow and your Library Mii Avatars travel around the MiiVerse in StreetPass and related gaming programs!



## Outreach to Our Correctional Facilities:

Imagine doing reference services without a computer. In addition to ILL, FLLS provides consulting services to Willard Drug Treatment Center, Auburn Correctional Facility, Cayuga Correctional Facility and Five Points Correctional Facility. In 2014, 270 titles were purchased for these facilities through the NYS Coordinated Outreach Services Program.

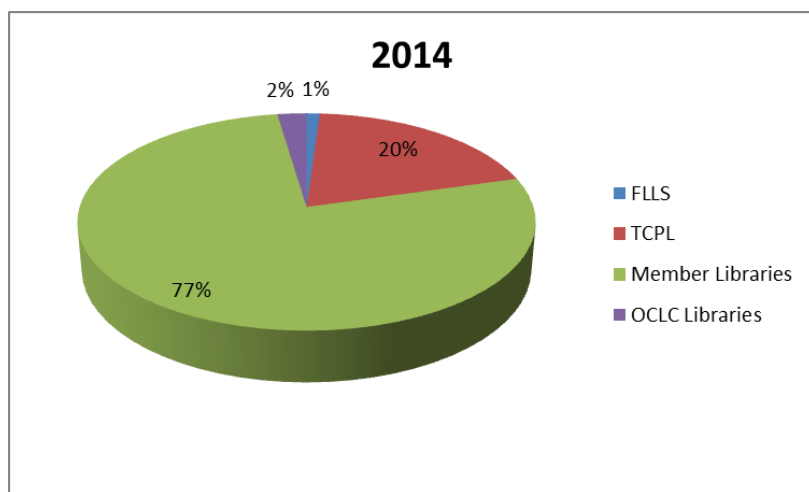
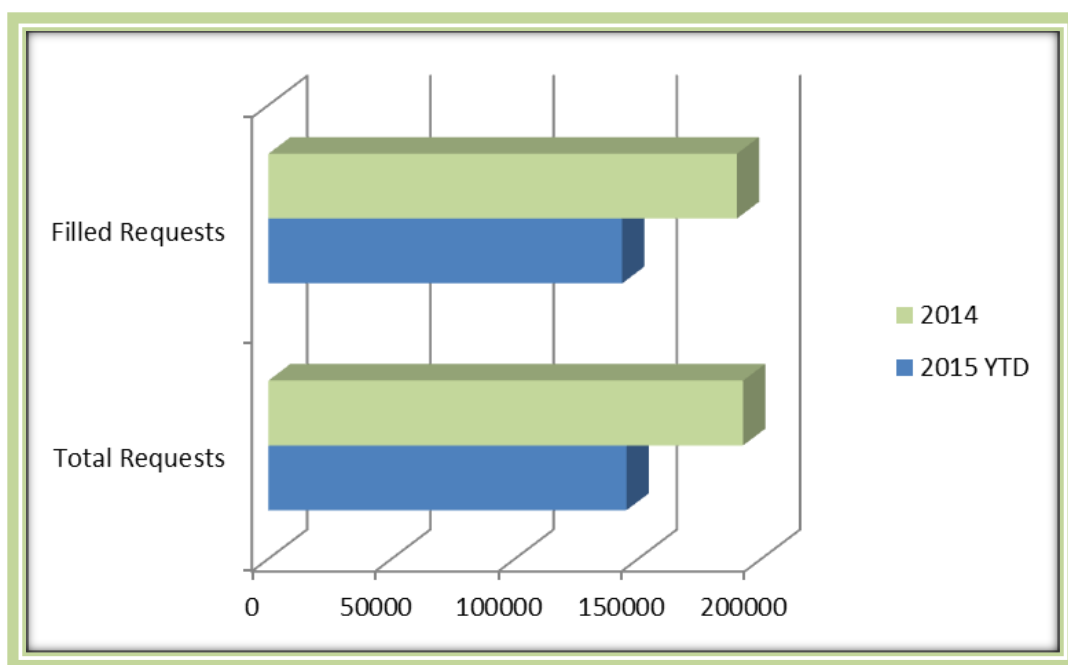
A special thank you to our member libraries who have donated a number of discarded Books on Tape to our facilities. Due to the changes in technology and the strict guidelines for items entering the facilities, inmates that are at a visual or educational disadvantage do not have equal access to library services. CDs, Playaways and even the TBBL devices can be repurposed with devastating results. The only option for equal access is cassette tapes that are no longer in production by vendors. The facilities appreciate your donations of cassettes to aid this shortcoming in service.

We greatly appreciate the Friends of the Tompkins County Public Library who allowed us to select 252 items for our facilities on Library Day this past September.

**Visits made to member libraries and correctional facilities by consultant services in 2014: 39**

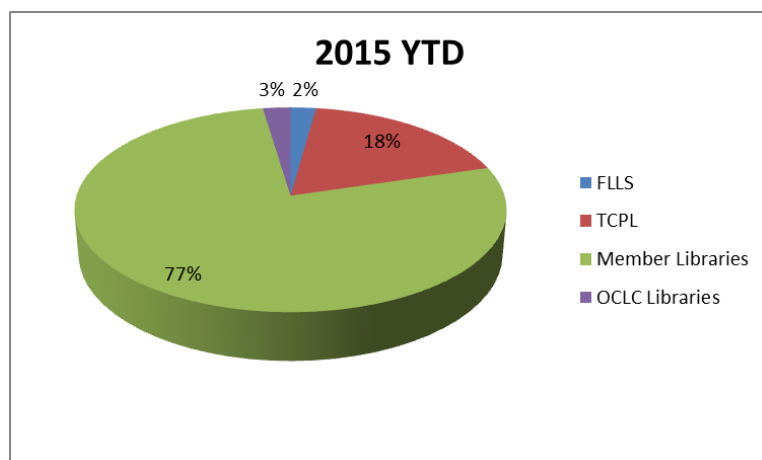


## Interlibrary Loan Activity



**Total = 190,047**

**Total = 143,529**



## Some Interlibrary Loan/Reference Department 2015 Highlights

- ★ Since January 1 of this year, FLLS Delivery Drivers Tom Smith, Lou Pacelli, John Leonard, Paul Norton, and Roger Wilmier made 120+ stops weekly and drove more than 66,000 miles delivering over 145,000 items first to and then from our Member Libraries.
- ★ Patrons from all 33 Member Libraries received a total of 3,366 interlibrary loan items from 47 of the 50 states in the U.S.A during the first nine months of 2015.
- ★ In September 2015, our first month as a WorldShare Lender, FLLS loaned 170 items to 91 different borrowers in 23 states.
- ★ Beginning in late July, 334 patrons checked out almost 2,100 issues of 103 different magazine titles through FLLS' newest digital service, **Zinio for Libraries**, in its first 2+ months of operation.
- ★ **Mango Language** users spent 16,371 minutes learning more than 80 ESL and foreign languages so far this year.
- ★ More than 40,000 full-text family and local history books can be found on the **HeritageQuest Online** database.
- ★ FLLS Staff had more than 550 reference interactions in 2015 Y-T-D.
- ★ Librarians Annette Birdsall (TRU), Mary Lovell (AUB), Meghan Malloy (SEN), Amanda Schiavulli (FLLS), and Linda Beins (FLLS) responded to 888 inquiries from FLLS area residents as well as users as far away as England through the chat reference service **AskUs 24/7**. Based on user surveys, 90% rated their **Ask/Us 24/7** experience positively and said that they would recommend the service to others. Among the survey comments were:
  - ✓ The experience was wonderful and I felt like the librarian was genuinely interested in my question and our conversation.
  - ✓ Thank you very much; It was very helpful to have a live person to chat with (digitally) even in the off hours (library closed). Great service. I'm glad it is available.
  - ✓ I feel very fortunate for having this resource, Thank you....



# 2015 Y-T-D MEMBER LIBRARY INTERLIBRARY LOAN ACTIVITY

Alphabetical Order			Rank Order			
Library	Borrowed	Loaned	Library	Borrowed	Library	Loaned
APALACHIN	3476	3368	ITHACA	21651	ITHACA	27991
AUBURN	10998	10940	AUBURN	10998	AUBURN	10940
AURORA	1970	3014	CORTLAND	10030	CORTLAND	8356
BERKSHIRE	1809	637	TRUMANSBURG	9146	HOMER	5818
CANDOR	2064	1667	DRYDEN	8502	DRYDEN	5526
CATO	2919	3726	SENECA FALLS	6757	GROTON	5190
CININNATUS	2121	4178	LANSING	6375	WATERLOO	4423
CORTLAND	10030	8356	HOMER	5499	TRUMANSBURG	4346
DRYDEN	8502	5526	GROTON	4484	CININNATUS	4178
FAIR HAVEN	778	2128	OWEGO	4104	SENECA FALLS	3996
GROTON	4484	5190	UNION SPRINGS	3724	OWEGO	3852
HOMER	5499	5818	OVID	3708	CATO	3726
INTERLAKEN	805	1293	NEWFIELD	3686	PORT BYRON	3692
ITHACA	21651	27991	WEEDSPORT	3664	WAVERLY	3591
LANSING	6375	2832	APALACHIN	3476	APALACHIN	3368
LODI	1924	1529	MORAVIA	3097	UNION SPRINGS	3231
MARATHON	2356	1877	WATERLOO	3060	OVID	3133
MCGRAW	1215	1869	CATO	2919	AURORA	3014
MORAVIA	3097	2132	POPLAR RIDGE	2357	LANSING	2832
NEWARK VALLEY	1414	1830	MARATHON	2356	NEWFIELD	2635
NEWFIELD	3686	2635	WAVERLY	2138	SPENCER	2202
NICHOLS	1202	1355	CININNATUS	2121	WEEDSPORT	2178
OVID	3708	3133	CANDOR	2064	MORAVIA	2132
OWEGO	4104	3852	SPENCER	2007	FAIR HAVEN	2128
POPLAR RIDGE	2357	1853	PORT BYRON	2001	MARATHON	1877
PORT BYRON	2001	3692	AURORA	1970	MCGRAW	1869
SENECA FALLS	6757	3996	LODI	1924	POPLAR RIDGE	1853
SPENCER	2007	2202	BERKSHIRE	1809	NEWARK VALLEY	1830
TRUMANSBURG	9146	4346	NEWARK VALLEY	1414	CANDOR	1667
UNION SPRINGS	3724	3231	MCGRAW	1215	LODI	1529
WATERLOO	3060	4423	NICHOLS	1202	NICHOLS	1355
WAVERLY	2138	3591	INTERLAKEN	805	INTERLAKEN	1293
WEEDSPORT	3664	2178	FAIR HAVEN	778	BERKSHIRE	637
OTHER <sup>1</sup>	2488	7141	<sup>1</sup> ACF, CCF, FPCF, Alternative Library, FLLS & OCLC			
<b>TOTAL</b>	<b>143529</b>	<b>143529</b>				



## Finger Lakes Library System Member Library 2014 Statistics

<i>Library</i>	<i>Population</i>	<i>Holdings</i>	<i>Per Capita Holdings</i>	<i>Circulation</i>	<i>Per Capita Circulation</i>	<i>Avg Wkly Hrs of Operation</i>
Apalachin	1,131	22,851	20.20	23,666	20.92	38
Auburn	34,450	93,419	2.71	98,201	2.85	56
Aurora	1,886	17,787	9.43	17,568	9.31	20
Berkshire	2,584	15,712	6.08	12,379	4.79	25
Candor	851	30,448	35.78	8,602	10.11	25
Cato	4,743	21,378	4.51	21,309	4.49	40
Cincinnatus	1,056	28,193	26.70	20,195	19.12	26
Cortland	19,204	77,079	4.01	112,994	5.88	49
Dryden	1,889	42,003	22.24	73,013	38.65	38
Fair Haven	745	21,289	28.58	5,418	7.27	21
Groton	6,024	39,027	6.48	37,223	6.18	41
Homer	12,531	34,419	2.75	43,506	3.47	38
Interlaken	602	21,509	35.73	7,032	11.68	21.5
Ithaca	101,564	229,435	2.26	679,380	6.69	55
Lansing	7,354	26,881	3.66	61,568	8.37	40
Lodi	1,550	15,317	9.88	9,987	6.44	20
Marathan	919	23,065	25.10	16,227	17.66	30
McGraw	1,053	23,549	22.36	12,603	11.97	28
Moravia	1,282	24,338	18.98	20,331	15.86	30
Newark Valley	997	22,589	22.66	13,337	13.38	25
Newfield	759	22,945	30.23	21,921	28.88	28
Nichols	2,525	25,165	9.97	9,680	3.83	27
Ovid	6,627	22,466	3.39	27,061	4.08	44
Owego	3,896	42,439	10.89	32,349	8.30	37
Poplar Ridge	1,368	16,208	11.85	13,796	10.08	21
Port Byron	2,378	24,356	10.24	14,345	6.03	35
Seneca Falls	9,838	46,134	4.69	48,437	4.92	57
Spencer	3,153	29,892	9.48	15,503	4.92	29
Truamansburg	4,900	34,437	7.03	64,507	13.16	45
Union Springs	2,367	19,521	8.25	26,936	11.38	26
Waterloo	5,171	29,527	5.71	32,333	6.25	44
Waverly	4,444	48,512	10.92	22,312	5.02	41
Weedsport	4,464	23,194	5.20	22,896	5.13	48

Central Library Collection Housed at TCPL      37,293

Statistical information is from the 2014 Annual Report as submitted to Finger Lakes Library System.

# Finger Lakes Library System Member Library 2014 Operating Receipts

<i>Library</i>	<i>Chartered to Serve Area</i>	<i>Population</i>	<i>County</i>	<i>Town</i>	<i>City or Village</i>	<i>School &amp; Tax District</i>	<i>All Other</i>	<i>Total</i>
Apalachin	Apal CDP	1,131	\$8,612	\$1,500	\$0	\$60,000	\$31,179	\$101,291
Auburn	Special District	34,450	\$0	\$0	\$0	\$742,000	\$254,510	\$996,510
Aurora	Town	1,886	\$0	\$0	\$4,800	\$36,150	\$62,830	\$103,780
Berkshire	2 Towns	2,584	\$8,612	\$11,250	\$0	\$0	\$65,427	\$85,289
Candor	Village	851	\$8,612	\$6,000	\$0	\$18,000	\$5,940	\$38,552
Cato	Towns	4,743	\$0	\$0	\$0	\$50,000	\$30,336	\$80,336
Cincinnatus	Town	1,056	\$0	\$0	\$0	\$0	\$142,904	\$142,904
Cortland	City & Town	19,204	\$0	\$0	\$0	\$360,150	\$114,934	\$475,084
Dryden	Village	1,889	\$28,471	\$13,500	\$6,100	\$0	\$99,876	\$147,947
Fair Haven	Village	745	\$0	\$0	\$5,000	\$15,000	\$16,903	\$36,903
Groton	School District	6,024	\$28,260	\$0	\$0	\$170,887	\$39,112	\$238,259
Homer	School District	12,531	\$0	\$36,050	\$27,000	\$0	\$38,719	\$101,769
Interlaken	Village	602	\$8,590	\$1,400	\$2,000	\$25,000	\$21,709	\$58,699
Ithaca	County	101,564	\$2,978,032	\$20,000	\$14,623	\$0	\$1,239,776	\$4,252,431
Lansing	School District	7,354	\$28,520	\$0	\$0	\$128,130	\$24,546	\$181,196
Lodi	Town	1,550	\$8,590	\$3,250	\$500	\$25,000	\$32,505	\$69,845
Marathon	Village	919	\$0	\$0	\$0	\$0	\$17,503	\$17,503
McGraw	Village	1,053	\$0	\$26,544	\$12,284	\$25,000	\$14,891	\$78,719
Moravia	Village	1,282	\$0	\$2,300	\$3,000	\$38,000	\$44,986	\$88,286
Newark Valley	Village	997	\$8,612	\$10,000	\$9,000	\$0	\$19,040	\$46,652
Newfield	Village	759	\$28,471	\$21,000	\$0	\$41,500	\$19,535	\$110,506
Nichols	Town	2,525	\$8,612	\$13,500	\$0	\$4,000	\$28,251	\$54,363
Ovid	2 Towns	6,627	\$8,590	\$7,000	\$0	\$30,000	\$396,713	\$442,303
Owego	Village	3,896	\$8,612	\$0	\$3,700	\$0	\$96,731	\$109,043
Poplar Ridge	Town	1,368	\$0	\$0	\$0	\$34,500	\$43,650	\$78,150
Port Byron	Town	2,378	\$0	\$0	\$0	\$50,488	\$16,992	\$67,480
Seneca Falls	Village	9,838	\$11,183	\$10,000	\$0	\$177,000	\$117,167	\$315,350
Spencer	Town	3,153	\$8,612	\$15,500	\$4,500	\$7,800	\$7,166	\$43,578
Trumansburg	Town	4,900	\$28,471	\$12,000	\$4,000	\$105,114	\$117,467	\$267,052
Union Springs	Town	2,367	\$0	\$2,000	\$3,200	\$64,000	\$5,754	\$74,954
Waterloo	Village	5,171	\$0	\$0	\$0	\$180,000	\$72,969	\$252,969
Waverly	Village	4,444	\$8,612	\$6,250	\$4,000	\$25,000	\$66,703	\$110,565
Weedsport	Town	4,464	\$0	\$17,950	\$16,500	\$58,881	\$19,654	\$112,985

Information is from the 2014 Annual Reports as submitted to Finger Lakes Libr \*Other includes: State and System Aid, Endowments, library fees, etc.

## Finger Lakes Library System Member Library 2014 Operating Expenditures

<i>Library</i>	<i>Salaries &amp; Benefits</i>	<i>Materials</i>	<i>Other</i>	<i>Total Operating</i>	<i>Per Capita</i>
Apalachin	\$45,800	\$8,018	\$35,459	\$89,277	\$79.29
Auburn	\$621,740	\$107,548	\$243,515	\$972,803	\$28.97
Aurora	\$31,732	\$9,567	\$48,971	\$90,270	\$49.27
Berkshire	\$16,653	\$2,570	\$40,548	\$59,771	\$23.57
Candor	\$26,334	\$2,601	\$18,720	\$47,655	\$55.74
Cato	\$48,869	\$9,630	\$24,661	\$83,160	\$16.09
Cincinnatus	\$62,429	\$12,349	\$117,902	\$192,680	\$183.33
Cortland	\$291,451	\$60,843	\$150,772	\$503,066	\$17.38
Dryden	\$81,739	\$4,676	\$62,238	\$148,653	\$81.14
Fair Haven	\$9,370	\$6,068	\$16,057	\$31,495	\$35.63
Groton	\$113,129	\$25,747	\$59,216	\$198,092	\$33.90
Homer	\$99,763	\$33,206	\$84,147	\$217,116	\$17.35
Interlaken	\$11,182	\$4,258	\$30,567	\$46,007	\$68.26
Ithaca	\$2,944,192	\$254,351	\$1,113,563	\$4,312,106	\$44.68
Lansing	\$89,561	\$23,865	\$57,770	\$171,196	\$24.70
Lodi	\$21,142	\$4,336	\$28,967	\$54,445	\$36.89
Marathon	\$34,653	\$7,083	\$31,394	\$73,130	\$68.80
McGraw	\$54,780	\$9,212	\$24,304	\$88,296	\$88.30
Moravia	\$44,137	\$14,893	\$58,721	\$117,751	\$86.39
Newark Valley	\$24,926	\$4,815	\$17,008	\$46,749	\$43.65
Newfield	\$60,171	\$11,713	\$35,370	\$107,254	\$165.77
Nichols	\$14,214	\$2,971	\$36,686	\$53,871	\$20.85
Ovid	\$103,175	\$14,760	\$80,530	\$198,465	\$41.41
Owego	\$80,115	\$13,176	\$32,558	\$125,849	\$32.18
Poplar Ridge	\$27,927	\$7,660	\$23,130	\$58,717	\$45.66
Port Byron	\$36,008	\$13,292	\$19,458	\$68,758	\$28.11
Seneca Falls	\$184,926	\$34,682	\$126,097	\$345,705	\$50.39
Spencer	\$19,588	\$4,528	\$19,311	\$43,427	\$14.58
Trumansburg	\$145,778	\$21,868	\$81,347	\$248,993	\$52.15
Union Springs	\$33,103	\$17,198	\$18,971	\$69,272	\$30.71
Waterloo	\$128,419	\$26,839	\$97,711	\$252,969	\$49.50
Waverly	\$60,554	\$18,984	\$43,097	\$122,635	\$26.62
Weedsport	\$70,450	\$8,060	\$59,444	\$137,954	\$28.88



*We at the Finger Lakes Library System would like to thank  
you all for your continuing dedication and support!*

