

# CHOCOLATE TOURNAMENT

AUGUST 24 - 28, 2015

The Trove at The White Plains Public Library

YSS Table Talk Presented by Terry Rabideau • October 24, 2015

2015 NYLA Annual Conference, Lake Placid, NY

The Chocolate Tournament was a weeklong series of events combining children's literature with games, relays, crafts, and music all about chocolate. We gave out prizes at many of the events. Of course, this involved chocolate and other types of candy, but it also included bookmarks, stickers, tattoos, "Beanie Babies" and BEST OF ALL, FREE BOOKS!

Free tickets were needed for the events and given out on a first-come, first-served basis 30 minutes before program start times. (The child had to be present to receive a ticket.) Teen volunteers added greatly to the success of the Tournament!

The one-page Tournament flier that was distributed to the public listed the names, dates and times of the individual events. Detailed descriptions of the activities for each event were included in the library's online calendar. Those details are presented in this document along with additional comments from our experience with this program.

## Monday, August 24

### 11:00 a.m. - Tournament Event: Chocolate Trivia Game (Gr. K-6)

- Picture Book Reading: *I Love Chocolate* by David Cali
- Chocolate Trivia Game

Most of the questions came from simple "Google" searches on the term "chocolate trivia" as well as different kinds of chocolate products including candies, cookies and even cocoa. See handout for questions used.

- Craft: Dirt Cups

See handout for recipe. The biggest hit was the Cool Whip!

### 4:00 p.m. - Tournament Event: Super Heroes Love Chocolate Concentration Game (Gr. 1-6)

This was the classic Concentration Game with 30 picture cards comprised of 15 pairs is a great way to set any theme into a fun, teamwork activity. We used a large roll-out blackboard with a cork side makes a perfect game board. We made pairs of colored pictures taken right off the internet and simply glued them on 5"x8" index cards. These were randomly stapled onto the cork board -- 6 rows across-5 cards down. Index cards numbered 1 through 30 were used to cover the picture cards using

push pins. The children were divided into 4 teams. Chocolate prizes included chocolate chip cookies, fudgsicle pops, hershey kisses, rollo candies and M&Ms!

7:00 p.m. - Trove @ the Movies: "Willy Wonka and the Chocolate Factory (Children and Families)

**Tuesday, August 25**

11:00 a.m. - Tournament Event: Hershey Kiss Challenge (Gr. K-6)

- Picture Book Reading: *Little Mouse and the Big Cupcake* by Thomas Taylor
- Mitten/Kiss Competition  
We divided up into teams. Each person had to put on a pair of winter gloves/mittens, proceed quickly to the other side of the room, pick up a chocolate kiss, return to the startline, hand the gloves/mittens to the next teammate and sit down and eat the kiss.
- Hershey Kiss Scavenger Hunt  
See the handout for a description and lists of places and items for the hunt.
- Craft: Hershey Kiss Mice  
See handout for directions and templates.

2:00 p.m. - Marimba Concert by Simon Boyar - There is chocolate in the music! (Gr. K-6)

Simon Boyar demonstrated how simple percussion instruments can be made out of jars filled with M&M's!

**Wednesday, August 26**

4:30 p.m. - Tournament Event: Snack & Chat / Come y Comenta (in English and Spanish (Gr. 2-4)

- Picture Book Reading: *Grandma's Chocolate / El chocolate de abuelita* by Mara Price (read aloud in English and Spanish)
- Bilingual charades based on the book
- Craft: Chocolate Bar Butterflies (Hershey Bars were taped to Ellison Cut butterflies to form the butterflies' bodies. Butterflies were decorated with markers and sequins.

7:00 p.m. - "The Little Red Hen" by Rosy Puppets (Ages 3+)

Everyone enjoyed a chocolate chip cookie after the show! Rosy the Hen taught everyone how to say the Bate Bate Chocolate Rhyme:

Uno, dos, tres - CHO

Uno, dos, tres - CO

Uno, dos, tres - LA

Uno, dos, tres - TE!

Chocolate, chocolate, bate bate, chocolate,  
Chocolate, chocolate, bate bate, chocolate

## Thursday, August 27

### All Day - Tournament Event: The Trove Chocolate Quest: An On-Your-Own Activity (Continued through Thursday, September 3)

Search in The Trove for answers to questions about chocolate. This included a Tootsie Roll guessing jar. Children received Tootsie Rolls for completing the Quest. Winners of the Tootsie Roll guessing activity received Chocolate Kisses and books for prizes. See Chocolate Quest: An On-Your-Own Activity form.

### 4:30 p.m. - Tournament Event: Candy Bingo

- Picture Book Reading: *Whopper Cake* by Karma Wilson
- Candy Bingo Game

We used the Candy Bingo game from Kim's Kandy Kreations at ([kimskandykreations.net](http://kimskandykreations.net)). Thirty bingo cards, which come in a jpeg file, are available for download for \$5.00. Prizes included candy, stickers, coloring sheets, "Beanie Babies" and free books.

- Craft: M&M Cupcake Decorating Competition

## Friday, August 28

### 11:00 a.m. - Tournament Event: Chocolate Bar Relays (Gr. K-6)

- Picture Book Reading: *A Chocolate Calamity* by David Slonim
- Chocolate Bar Walk"

This was conducted like a cake walk. Sixteen sheets of 8 1/2" x 11" paper were arranged in a circle on the floor with plenty of space between each sheet. On every other sheet we had a picture of a chocolate bar or "Beanie Baby." When the music played the children walked around on the sheets. When the music stopped, they could pick a chocolate bar or Beanie Baby if they had landed one of those pictures. If they landed on a blank sheet, they would have to try again when the music played. The game continued until everyone had gotten a chocolate bar and Beanie Baby."

- "KitKat" Car Relay.

We taped "KitKat" bars to "Hot Wheels" cars and raced them.

- "Fruit Gem" spoon Relay race.

Everyone had to see how quickly they could load a "Fruit Gem" candy on a soup spoon and get back to the team to hand the spoon off to the next person.

- "Peppermint Paddy" Shuffle

We pushed "Peppermint Paddy" candies on a table to see how far they would go. Everyone received a free book after participating in the last three relays.

### 3:00 p.m. - Trove @ the Movies: "Charlie and the Chocolate Factory (Children and Families)

University of California, Berkeley  
Department of Psychology

Psychology 101

1. The following experiment was conducted by a group of students in the Department of Psychology at the University of California, Berkeley. The experiment was designed to investigate the effects of a certain treatment on a specific outcome. The results of the experiment are presented below.

2. The first group of students, the control group, did not receive the treatment. The second group of students, the experimental group, received the treatment.

3. The results of the experiment are presented in the following table. The table shows the mean scores for each group on the outcome variable. The scores for the control group are significantly lower than the scores for the experimental group.

4. The results of the experiment suggest that the treatment has a significant effect on the outcome variable.

5. The results of the experiment also suggest that the treatment has a significant effect on the outcome variable. The results of the experiment are presented in the following table.

6. The results of the experiment suggest that the treatment has a significant effect on the outcome variable. The results of the experiment are presented in the following table. The table shows the mean scores for each group on the outcome variable. The scores for the control group are significantly lower than the scores for the experimental group.

7. The results of the experiment suggest that the treatment has a significant effect on the outcome variable. The results of the experiment are presented in the following table.

8. The results of the experiment suggest that the treatment has a significant effect on the outcome variable. The results of the experiment are presented in the following table. The table shows the mean scores for each group on the outcome variable. The scores for the control group are significantly lower than the scores for the experimental group.

9. The results of the experiment suggest that the treatment has a significant effect on the outcome variable. The results of the experiment are presented in the following table.

10. The results of the experiment suggest that the treatment has a significant effect on the outcome variable. The results of the experiment are presented in the following table.





# The Trove

## CHOCOLATE TOURNAMENT

### AUGUST 24 - 28, 2015

The Chocolate Tournament is a weeklong series of events combining children's literature with games, relays, crafts, and music all about chocolate. Tickets are needed and will be given out on a first-come, first-served basis 30 minutes before program start. (Child must be present to receive a ticket.)

#### Monday, August 24

- 11:00 a.m. – Chocolate Trivia Game (Gr. K-6)
- 4:00 p.m. – "Super Heroes Love Chocolate" Concentration Game (Gr. 1-6)
- 7:00 p.m. – Trove @ the Movies: *Willy Wonka and the Chocolate Factory*  
(Children and Families)

#### Tuesday, August 25

- 11:00 a.m. – Hershey Kiss Challenge (Gr. K-6)
- 2:00 p.m. – Marimba Concert by Simon Boyar – There is chocolate in the music! (Gr. K-6)

#### Wednesday, August 26

- 4:30 p.m. – Snack & Chat / Come y Comenta (in English and Spanish) (Gr. 2-4)
- 7:00 p.m. – "The Little Red Hen" by Rosy Puppets – Enjoy a chocolate chip cookie after the show!  
(Ages 3+)

#### Thursday, August 27

- All Day – The Trove Chocolate Quest: An On-Your-Own-Activity (Gr. K-6)  
(Continues through Thursday, September 3)
- 4:30 p.m. – Candy Bingo (Gr. K-6)

#### Friday, August 28

- 11:00 a.m. – Chocolate Bar Relays (Gr. K-6)
- 3:00 p.m. – Trove @ the Movies: *Charlie and the Chocolate Factory*  
(Children and Families)

[facebook.com/WhitePlainsPublicLibrary](https://www.facebook.com/WhitePlainsPublicLibrary)

Twitter: @WhitePlainsLib      Text: WPPL to 66746

100 Martine Ave. White Plains, NY 10601  
T 914.422.1476 F 914.422.1462 [www.thetrove.org](http://www.thetrove.org)



2015



# **COMPILATION OF RESPONSES TO REQUEST FOR EXPERIENCES WITH "CHOCOLATE OLYMPICS" TYPE OF PROGRAM**

## **(ALSC & PUBYAC Listservs)**

Hi All,

A few weeks ago I asked on both the ALSC and PUBYAC listservs if anyone would like to share experiences with a "chocolate olympics" type of program. At long last I have found the time to compile the responses. Here goes...

The first responder (Pat Connor, Lyell Branch Library, Rochester, NY), wrote that they had been advised to not call something an "Olympics" due to copyright. She referred me to:

<http://www.broadcastlawblog.com/2008/08/articles/remember-the-olympics-are-trademarked-advertisers-beware/>

I had certainly not even considered that this would be an issue. But, as we moved forward in our planning, We took this copyright issue into account and actually changed the name of our upcoming event to "Chocolate Tournament." But, I will write more on our plans at the end of this email. First, I want to list the activities that people on both listservs shared. Here they are...

From Minerta Lippert, Dwight Foster Public Library, Fort Atkinson, WI -

5 or 6 competitive games involving chocolate: M & M sorting, the unicorn challenge (teams try to stack oreos on someone's forehead), an unwrapping race, a donut relay (teens carry a donut hole on a spoon and pass it off without dropping it), a chocolate puzzle (break a chocolate bar and have the teens put it back together). The program is for grades 6 - 12 and last for about an hour.

From Erica Testani, Lewis Egerton Smoot Memorial Library, King George, VA:

Pictionary in chocolate sauce, scoot a whopper along a track made of duct tape with noses while on knees, oreo tower contest, tape plastic painters sheeting to table and put Hershey's syrup in the middle of the table -- kids dip their fingers into the syrup, find clear spaces on the table, and start drawing.

From Cristina Dolcetti, Moose Jaw, SK:

Build Prince Pondicherry's Castle (from "Charlie and the Chocolate Factory") with toothpicks, chocolate, marshmallows, other small candy, run the classic egg and spoon relay race with chocolate eggs, play checkers with chocolate coins.

From Heather Thompson:

Whoppers nose race, relay in which kids unwrap and eat a Hershey kiss while wearing oven mitts, candy bar cross section quiz, chocolate bar pictionary, (using a mini Hershey bar for drawing on paper, chocolate testing (milk up throughly extremely dark). One-hour program for 20 kids, grades 4 through 6.

Jennifer Rank, Portland Library, Portland, CT:

Teams made posters that would be their flags (flags included names of teams), sorted M & Ms by colors, pushed Whoppers with noses, unwrapping Hershey kisses with oven mitts, shuffle board with Hershey minis, chocolate trivia questions ending with awards ceremony. Awards were Hershey kisses glued onto circles of construction paper (gold, silver, purple) to represent first, second and third place. There were 20 kids in grades K - 5 during February Chocolate Olympics.

From Anne LaRoche, Frances L. Simek Library, Medford, WI:

Put a racetrack down using masking tape. Kids used elbows to roll ball on track.

From Jane McManus:

Not Olympics but try "Loco for Cocoa" Program (follow the link):

<http://mclskids.pbworks.com/w/page/20658392/Loco%20for%20Cocoa>

So, after reading what others have done, we have put together a plan for what we think will work in The Trove at The White Plains Public Library for our "Chocolate Tournament" this summer. We have scheduled it as a week long series of events for children in grades K - 6 from August 24 through 28, the last week before White Plains public schools open. It will be a sweet ending to summer vacation! The events will combine children's literature with games, relays, crafts, music and other activities all about chocolate. An overview of the program includes:

Chocolate Trivia Game (preceded by a reading of *I Love Chocolate* by David Cali and followed by a dirt cup craft)

"Super Heroes Love Chocolate" Concentration Game

Hershey Kiss Challenge (preceded by a reading of *Little Mouse and the Big Cupcake* by Thomas Taylor and followed by a mitten/kiss competition, Hershey Kiss scavenger hunt, and Hershey kiss mice craft).

Marimba Concert by Simon Boyer - He has agreed to play some chocolate marimba music!

Snack & Chat / Come & Comenta (a reading of *Grandma's Chocolate / El chocolate de abuelita* by Mara Price in English and Spanish followed by word games).

The Trove Chocolate Quest: An On-Your-Own Activity (runs for a week during which kids search for answers about chocolate in the library).

Candy Bingo (preceded by a reading of *Whopper Cake* by Karma Wilson and followed by an M & M / Skittle cupcake decorating competition).

Chocolate Bar Relays (begins with a reading of *A Chocolate Calamity* by David Slonim followed by the relays - Kit Cat car relay, Peppermint Paddy Shuffle, Spoon Relay and chocolate bar walk.)

Movies: "Willy Wonka and the Chocolate Factory" and Charlie and the Chocolate Factory"

There may be some slight modifications as we work through the details, but this is the basic plan.

Thank you, everyone, who shared their experiences! Good luck to anyone else who is planning a "chocolate" event!

Terry Rabideau  
June 26, 2015



# CHOCOLATE TRIVIA QUESTIONS

(Chocolate Trivia Game • The Trove at The White Plains Public Library • 08-24-15)

Question: How many cocoa beans does it take to make one pound of chocolate?

- (a) 4
- (b) 400
- (c) 40,000

Answer: (b) 400

---

Question: From what part of a fruit tree is chocolate made?

- (a) The root
- (b) The leaf
- (c) The seed

Answer: The seed

---

Question: Is the following statement true or false? Benjamin Franklin sold chocolate in his print shop in a Philadelphia.

- (a) True
- (b) False

Answer: (a) True

---

Question: Should chocolate be given to dogs and cats?

- (a) Yes, it helps them run faster
- (b) No, it makes them sick

Answer: (b) No, it makes them sick

---

Question: What is America's favorite flavor for treats and sweet snacks?

- (a) Chocolate
- (b) Vanilla
- (c) Strawberry

Answer: (a) Chocolate.

---

Question: How long does a farmer have to wait for a cacao tree to produce its first beans?

- (a) 1 year
- (b) 2 years
- (c) 4 to 5 years

Answer: 4 to 5 years.

---

Question: In the chocolate making process, what are "nibs"?

- (a) Broken pieces of chocolate
- (b) Rejected beans
- (c) Irregular raw bean fragments
- (d) Coco butter part of the bean

Answer: (c) After the beans are roasted they break up into pieces called nibs.

---

Question: The first 3 Musketeers bar originally sold for how much?

- (a) 3 cents
- (b) 5 cents
- (d) 10 cents
- (e) 1 cent

Answer: (b) 5 cents

---

# CHOCOLATE TRIVIA QUESTIONS

(Chocolate Trivia Game • The Trove at The White Plains Public Library • 08-24-15)

Question: Is the following statement true or false? In Hershey, PA, the streetlights on the main street are all shaped like Hershey Kisses.

- (a) True
- (b) False

Answer: (a) True

---

Question: Which continent produces the most chocolate?

- (a) Africa
- (b) Europe
- (c) North America
- (d) South America

Answer: (a) Africa

---

Question: Early Mexican history states that the cocoa bean was once used as:

- (a) A gift from the Gods and forbidden to eat
- (b) Women were not allowed to eat cocoa, only men
- (c) The beans were used as money

Answer: (c) The beans were used as money

---

Question: Which country consumes the most chocolate per person per year?

- (a) Belgium
- (b) United States
- (c) Switzerland
- (d) France

Answer: (c) Switzerland

---

Question: How tall does the cocoa plant grow?

- (a) 10 ft.
- (b) 15 ft.
- (c) 20 to 25 ft.

Answer: (c) 20 to 25 ft.

---

Question: Is the following statement true or false? Dark Chocolate is better for you than Milk Chocolate.

- (a) True
- (b) False

Answer: (a) True

---

Question: Is the following statement true or false? M&M's were first created for the US Military.

- (a) True
- (b) False

Answer: (a) True – They were given a candy shell so they would not melt

---

Question: The Hershey Bar was first made in:

- (a) 1900
- (b) 1905
- (c) 1926
- (d) 1929

Answer: (a) 1900

---

# CHOCOLATE TRIVIA QUESTIONS

(Chocolate Trivia Game • The Trove at The White Plains Public Library • 08-24-15)

Question: Before the Hershey Bar, Milton Snavely Hershey was already famous for which type of candy that he later discontinued because the chocolates were so popular:

- (a) Mints
- (b) Jelly Beans
- (c) Caramels
- (d) Taffy

Answer: (c) Caramels

---

Question: When Hershey's Kisses were first produced in 1907, in what shape were they made?

- (a) Triangle
- (b) Square
- (c) Star

Answer: A square.

---

Question: What is the name of the boy that visits the chocolate factory owned by Willy Wonka?

- (a) Peter Pan
- (b) Charlie Bucket
- (c) Harry Potter

Answer: (b) Charlie Bucket

---

Question: M & Ms were first invented for WWII soldiers as chocolate that would not melt in your hands.

- (a) True
- (b) False

Answer: True

---

Question: In What American city were Oreo Cookies first created?

- (a) Hershey, PA
- (b) White Plains, NY
- (c) New York City, NY

Answer: New York City

---

Question: What are the world's best-selling cookies?

- (a) Oreo Cookies
- (b) Chips Ahoy Cookies
- (c) Animal Cracker Cookies

Answer: (a) Oreo Cookies

---

Question: Tootsie rolls come in may different flavors today. What was the original flavor?

- (a) Cherry
- (b) Chocolate
- (c) Lemon

Answer: (b) Chocolate

---

# CHOCOLATE TRIVIA QUESTIONS

(Chocolate Trivia Game • The Trove at The White Plains Public Library • 08-24-15)

Question: What is the date of the official chocolate chip cookie day?

- (a) August 4
- (b) April 1
- (c) February 14

Answer: (a) August 4

---

Question: How many M&Ms are produced each day?

- (a) 400
- (b) 400,000
- (c) More than 400,000,000

Answer: (c) More than 400,000,000

---

Question: Chocolate starts off on cacao trees that grow in tropical rain forests. On what continent do most cacao trees grow today?

- (a) North America
- (b) South America
- (c) Africa

Answer: (c) Africa

---

Question: Who invented the chocolate chip cookie?

- (a) Ruth Wakefield, a Massachusetts food expert in 1930
- (b) Milton Hershey, a Pennsylvania candy maker in the 1890s
- (c) George Washington, the first president of the United States (in office from 1789 to 1797)

Answer: (a) Ruth Wakefield, a Massachusetts food expert in 1930

---

Question: According to Guinness World Records, how big is the World's Largest Box of Chocolates?

- (a) 37 pounds
- (b) 372 pounds
- (c) 3,725 pounds

Answer: (c) 3,725 pounds – Note: It was produced in 2008 by Russell Beck Studios in the United Kingdom.

---

Question: Which state is the only state in the United States to grow cacao beans for making chocolate?

- (a) Hawaii
- (b) New York
- (c) New Jersey

Answer: (a) Hawaii

---



# CHOCOLATE TRIVIA QUESTIONS

(Chocolate Trivia Game • The Trove at The White Plains Public Library • 08-24-15)

Question: How big was the world's largest chocolate bar?

- (a) 12 pounds
- (b) 1,200 pounds
- (c) 12,000 pounds

Answer: (c) 12,000 pounds – It was made in 2011.

---

Some online sources for chocolate trivia:

"Brownielocks and The 3 Bears Present Cartoon Fun Plus 50 Yummy & Delicious Chocolate Trivia Questions"  
<http://www.brownielocks.com/chocolate.html>

"Chocolate Trivia Quiz"  
<http://www.triviachamp.com/Chocolate-Trivia-Quiz.php>

"70 Delicious Facts About Chocolate"  
<http://facts.randomhistory.com/chocolate-facts.html>

"The Story of Chocolate" (National Confectioners Association's Chocolate Council)  
<http://www.thestoryofchocolate.com/About/content.cfm?ItemNumber=3248>



# Hershey Kiss Scavenger Hunt


August 25, 2015

The Trove at The White Plains Public Library

## Description

The Hershey Kiss Scavenger Hunt was one of the activities conducted during The Hershey Kiss Challenge event, which took place on the second day of the Chocolate Tournament. The children who participated were divided into five teams. Team members were given lists of five places to go in The Trove and clues about the items that they were supposed to collect. They were instructed to proceed in the order given on their lists. Each team's list had a different ordering of the places and clues, thus ensuring that the teams would not arrive at any of the places at the same time. (See attached lists.)

Teen volunteers helped give out the items at the stops. When each child had collected all five items – a chocolate scented sticker, a superhero cardboard finger puppet, an index card stamped with a chocolate cupcake, a pencil, and a “Captain Underpants” tattoo he/she received five chocolate kisses.







## Hershey Kiss Scavenger Hunt

1. Go to the play kitchen in the picture book area.  
Find something that smells like chocolate.
- 

2. Go to the big Superhero character on the bulletin board across from the entrance to the CyberPool.  
Find something that you can use to make your own superhero shows.
- 

3. Go to The Castle.  
Find something to use while doing school work.
- 

4. Go to the Compass (information desk in The Trove.)  
Ask a librarian to stamp the white card that is in your brown bag.
- 

5. Go to the paperback books.  
Find something that has "Captain Underpants" characters on it. (Hint: Look where the *Captain Underpants* books are shelved.)
- 

6. Go to The StoryTrove to claim your kisses.



## Hershey Kiss Scavenger Hunt

1. Go to the big Superhero character on the bulletin board across from the entrance to the CyberPool.  
Find something that you can use to make your own superhero shows.

---

2. Go to The Castle.  
Find something to use while doing school work.

---

3. Go to the Compass (information desk in The Trove.)  
Ask a librarian to stamp the white card that is in your brown bag.

---

4. Go to the paperback books.  
Find something that has "Captain Underpants" characters on it. (Hint: Look where the *Captain Underpants* books are shelved.)

---

5. Go to the play kitchen in the picture book area.  
Find something that smells like chocolate.

---

6. Go to The StoryTrove to claim your kisses.





## Hershey Kiss Scavenger Hunt

1. Go to The Castle.  
Find something to use while doing school work.

2. Go to the Compass (information desk in The Trove.)  
Ask a librarian to stamp the white card that is in your brown bag.

3. Go to the paperback books.  
Find something that has “Captain Underpants” characters on it. (Hint: Look where the *Captain Underpants* books are shelved.)

4. Go to the play kitchen in the picture book area.  
Find something that smells like chocolate.

5. Go to the big Superhero character on the bulletin board across from the entrance to the CyberPool.  
Find something that you can use to make your own superhero shows.

6. Go to The StoryTrove to claim your kisses.



## Hershey Kiss Scavenger Hunt

1. Go to the Compass (information desk in The Trove.)  
Ask a librarian to stamp the white card that is in your brown bag.
- 

2. Go to the paperback books.  
Find something that has "Captain Underpants" characters on it. (Hint: Look where the *Captain Underpants* books are shelved.)
- 

3. Go to the play kitchen in the picture book area.  
Find something that smells like chocolate.
- 

4. Go to the big Superhero character on the bulletin board across from the entrance to the CyberPool.  
Find something that you can use to make your own superhero shows.
- 

5. Go to The Castle.  
Find something to use while doing school work.
- 

6. Go to The StoryTrove to claim your kisses.





## Hershey Kiss Scavenger Hunt

1. Go to the paperback books.  
Find something that has “Captain Underpants” characters on it. (Hint: Look where the *Captain Underpants* books are shelved.)

2. Go to the play kitchen in the picture book area.  
Find something that smells like chocolate.

3. Go to the big Superhero character on the bulletin board across from the entrance to the CyberPool.  
Find something that you can use to make your own superhero shows.

4. Go to The Castle.  
Find something to use while doing school work.

5. Go to the Compass (information desk in The Trove.)  
Ask a librarian to stamp the white card that is in your brown bag.

6. Go to The StoryTrove to claim your kisses.




# CHILDREN'S BOOKS TO GO WITH THE CHOCOLATE THEME

## FICTION

### Picture books:

- *Betty Bunny Loves Chocolate Cake* - written by Michael B. Kaplan and illustrated by Stéphane Jorisch
- *Blue Frog* - written by Dianne De Las Casas and illustrated by Holly Stone-Barker
- *The Cake* - written by Dorothee Monfreid and translated by Linda Burgess
- *Grandma's Chocolate / El chocolate de abuelita* - written by Mara Price and illustrated by Lisa Fields
- *I Love Chocolate* - written by Davide Cali and illustrated by Evelyn Davididi
- *Little Mouse and the Big Cupcake* - written by Thomas Taylor and illustrated by Jill Barton
- *Margret & H.A. Rey's Curious George Goes to a Chocolate Factory* - written by Margaret & H.A. Rey and illustrated in the style of H.A. Rey by Vipah Interactive
- *You Can't Eat a Princess* - written by Gillian Rogerson and illustrated by Sarah McIntyre




### Chapter Books:

- *Chocolate Touch* - written by Patrick Skene Catling and illustrated by Margot Apple
- *Chocolate Fever* - written by Robert Kimmel Smith and illustrated by Gioia Fiammenghi

## NON-FICTION

- *Chock Full of Chocolate* - written by Elizabeth MacLeod and illustrated by June Bradford
- *A Chocolate Bar* - written by Sarah Ridley
- *From Cocoa Bean to Chocolate (Start To Finish Second Series)* - written by Robin Nelson
- *The Kids' Book of Chocolate* - written by Richard Ammon
- *The Story Behind Chocolate (True Stories)* - written by Sean Stewart Price
- *Vanilla, Chocolate, & Strawberry: The Story of Your Favorite Flavors* - written by Bonnie Busenberg
- *Who Was Milton Hershey? (Who Was...?)* - written by James Buckley Jr. and illustrated by Ted Hammond





# HERSHEY KISS MOUSE Craft

## MATERIALS

Hershey Kisses  
Double sided tape  
Regular tape (sticky on one side only)  
Card stock (pink, tan, yellow)  
Rick Rack trim (any color)  
Sticker eyes

## INSTRUCTIONS

- Cut from card stock: 2 ears (pink), 1 set of feet (tan) and 1 piece of cheese (yellow).
- Cut 3-inch length of Rick Rack trim.
- Place a small piece of doubled sided tape on the flat ends of 2 Hershey Kisses.
- Place 2 ears on the flat end of 1 of the kisses.
- Press the flat ends of the kisses together.
- Using double sided tape, attach the feet to the cheese.
- Place a small piece of double sided tape on top of the feet on the cheese.
- Place the kisses on the feet, with the seam between the flat ends of the 2 kisses in the middle of the feet.
- Using regular tape, attach the Rick Rack trim to the side of the pointed end of 1 of the kisses.
- Press sticker eyes to the side of the pointed end of the other kiss.
- Enjoy your mouse for as long as you can before eating the kisses!

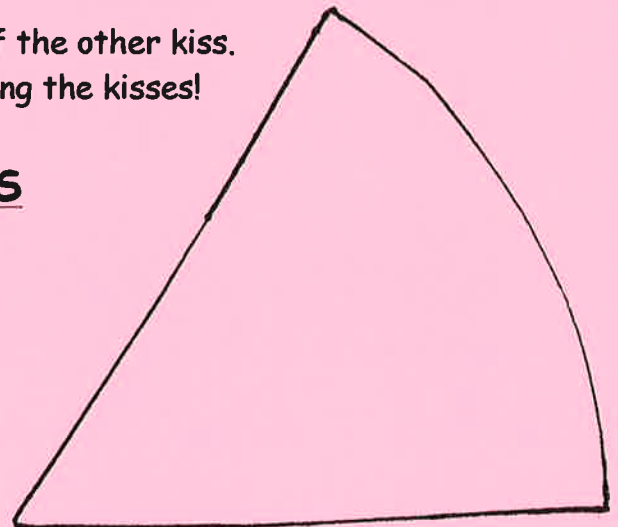
## TEMPLATES



EARS (cut 2)



FEET (cut 1 set)




CHEESE (cut 1)





# The Trove Chocolate Quest: An On-Your-Own Activity

Begins Thursday, August 27 and Ends Thursday, September 3



1. Look at the chocolate books on display in the Castle. Learn one fact and write it on the line below.

Fact: \_\_\_\_\_

2. Look at the cooking books on display along the Tree Trail. Find a recipe using chocolate and write the name of it on the line below.

Name of Recipe: \_\_\_\_\_

3. Guess the number of Tootsie Rolls in the jar.

Number of Tootsie Rolls: \_\_\_\_\_

4. On the back of this page, draw the wrapper of a chocolate bar that you would like to invent. Crayons are available at The Compass.

\_\_\_\_\_

Please write your name, age and telephone number on this form and turn it in at The Compass. You will earn a tasty treat and be entered in the final drawing.

Name \_\_\_\_\_

Age \_\_\_\_\_ Telephone \_\_\_\_\_



