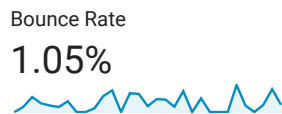
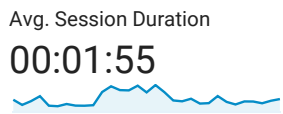
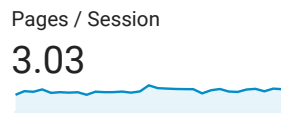
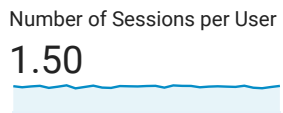
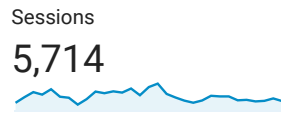
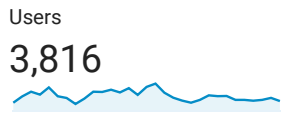
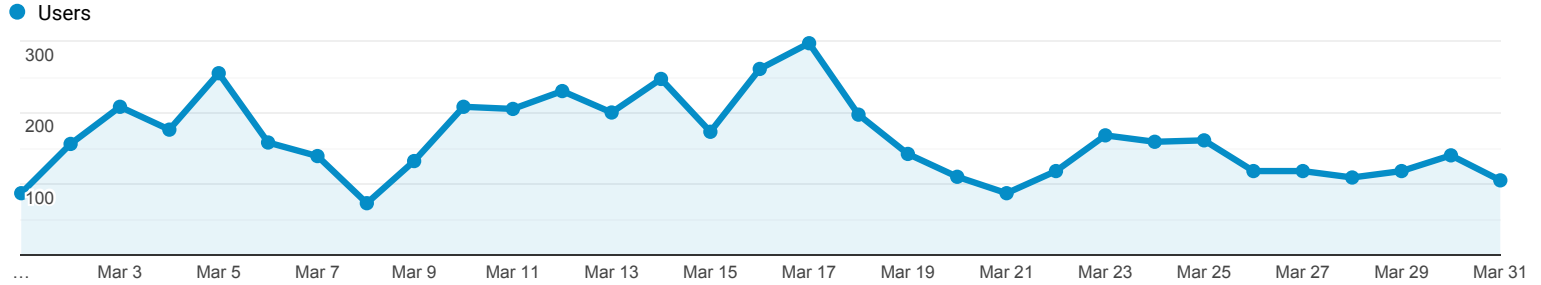


Audience Overview

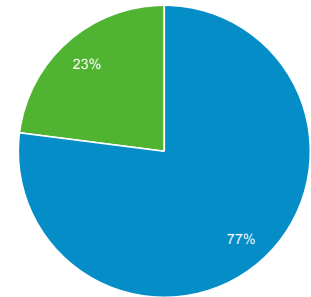
All Users
100.00% Users

Mar 1, 2020 - Mar 31, 2020

Overview



■ New Visitor ■ Returning Visitor



City	Users	% Users
1. (not set)	617	15.34%
2. Ithaca	394	9.80%
3. Cortland	229	5.69%
4. New York	123	3.06%
5. Auburn	106	2.64%
6. Palmyra	96	2.39%
7. Waverly	78	1.94%
8. Las Vegas	73	1.82%
9. Lansing	67	1.67%
10. Dryden	58	1.44%