



Libby How-To for Any Device

Did you know your local library has thousands of ebooks and audiobooks? You can borrow them, instantly, for free, using just the device in your hand. It takes just a few taps to find and borrow a title. Libby has a ground-breaking ebook reader, and a beautiful audiobook player. Visit <https://meet.libbyapp.com/> for more info!

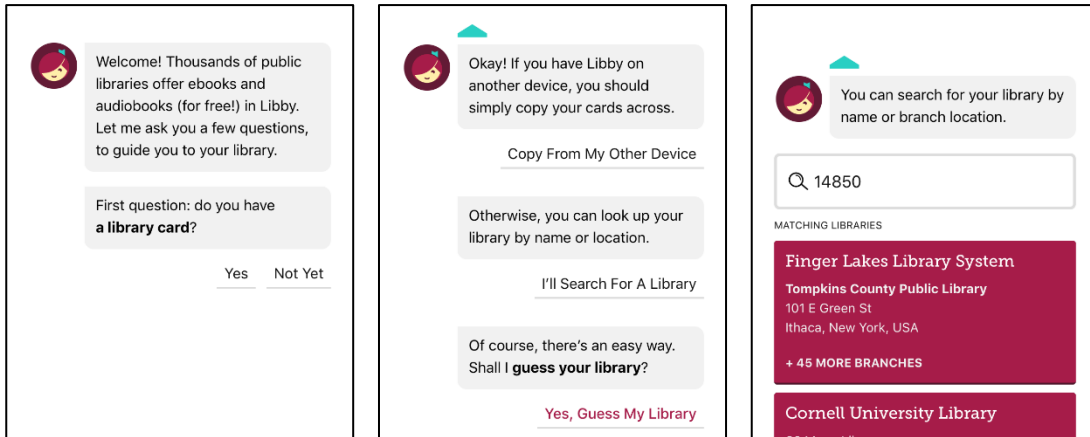
Follow the instructions below to download the app and start reading!

STEP 1

Install the Libby app from your device's app store.

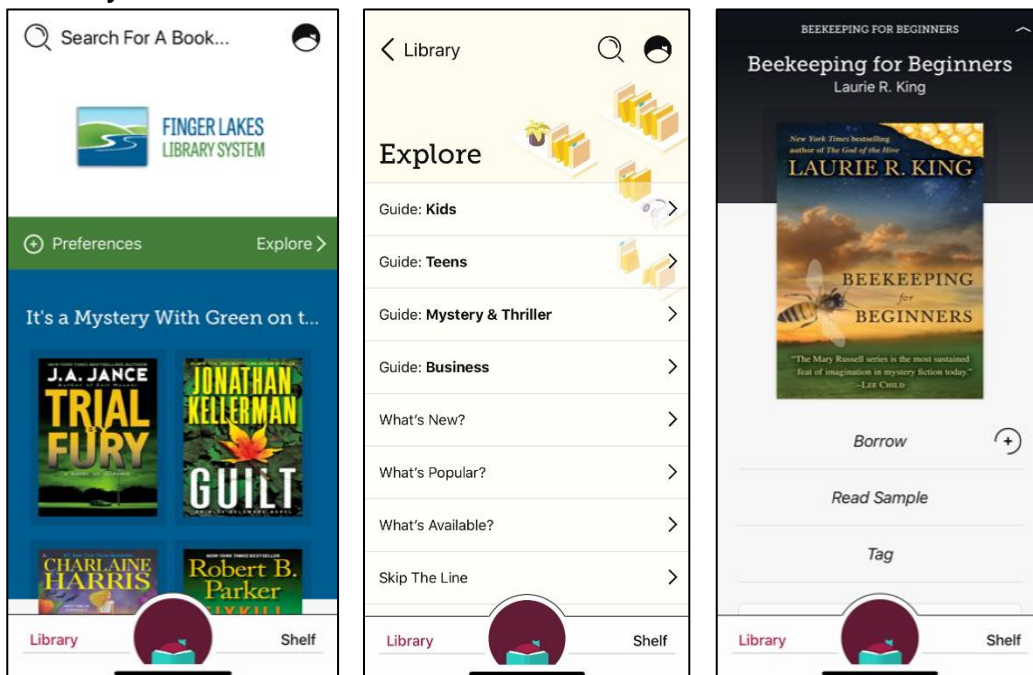
STEP 2

In Libby, follow the prompts to find your library and sign in with a valid library card.



STEP 3

Browse your library's collection and borrow a title.

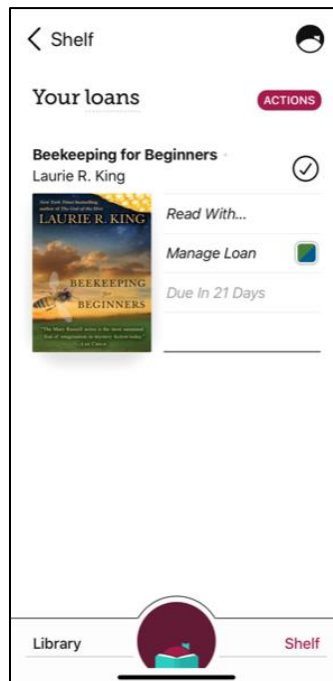


STEP 4

Borrowed titles appear under *Shelf > Loans* and download to the app automatically when you're connected to Wi-Fi, so you can read them when you're offline.

From your **Loans**, you can:

- Tap **Read With...** to choose where you'd like to read the book (Kindle or Libby), then finish sending to Kindle (U.S. libraries only) or start reading in Libby.
- Tap **Open Audiobook** to start listening to that title.
- Tap **Manage Loan** to see options like **Renew** and **Return**.
- If you need more help with Libby, please visit <https://help.libbyapp.com/>.



Happy reading!

Need more help?

OverDrive Help:
<http://help.overdrive.com>

OverDrive Support:
<https://flls.overdrive.com/support/members>

Visit your local library:
<https://www.flls.org/member-libraries/>