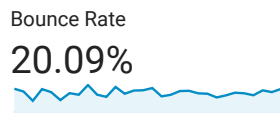
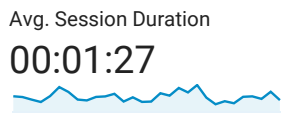
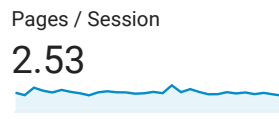
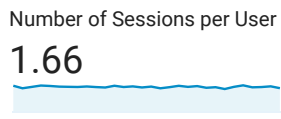
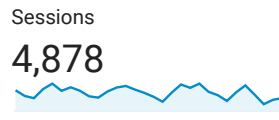
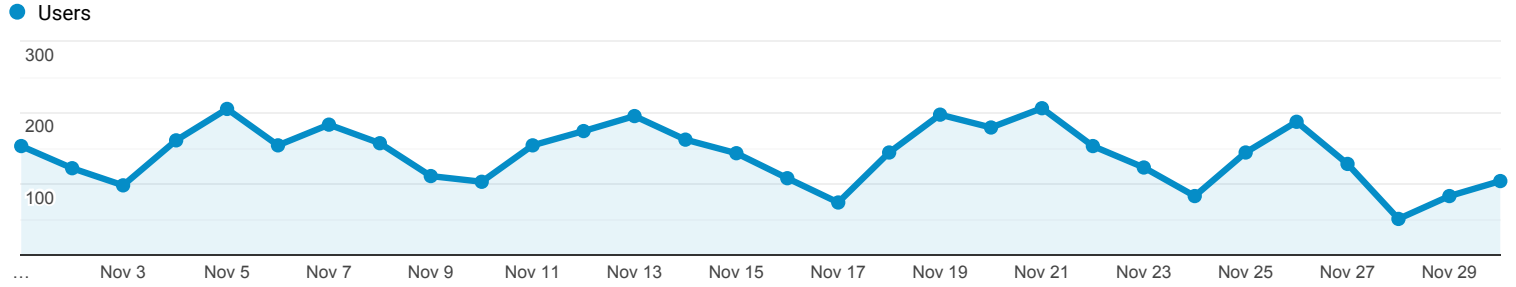


Audience Overview

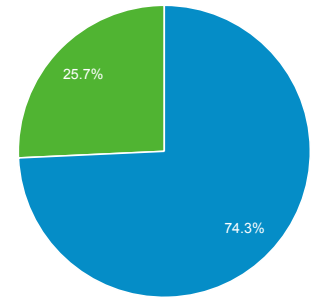
Nov 1, 2019 - Nov 30, 2019

All Users
100.00% Users

Overview



■ New Visitor ■ Returning Visitor



City	Users	% Users
1. (not set)	685	21.86%
2. Ithaca	362	11.55%
3. Cortland	179	5.71%
4. Owego	170	5.43%
5. New York	107	3.42%
6. Seneca Falls	74	2.36%
7. Auburn	73	2.33%
8. Albany	63	2.01%
9. Moravia	57	1.82%
10. Syracuse	49	1.56%