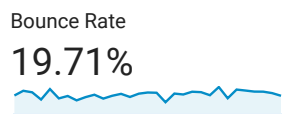
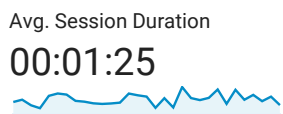
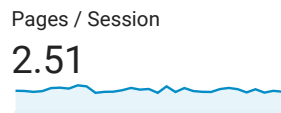
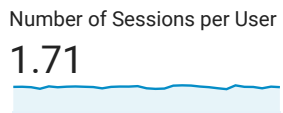
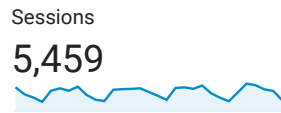
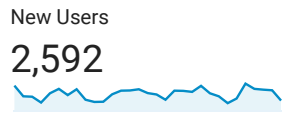
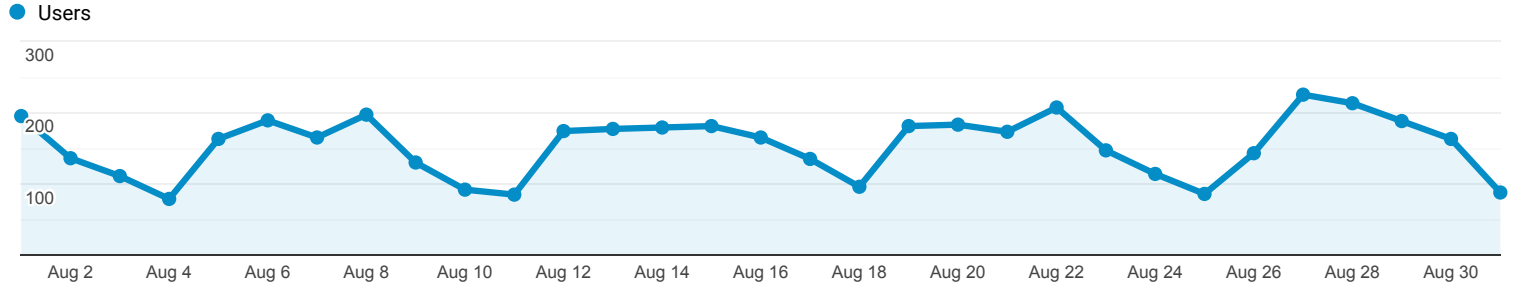


Audience Overview

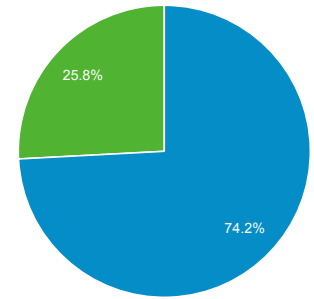
Aug 1, 2019 - Aug 31, 2019

All Users
100.00% Users

Overview



■ New Visitor ■ Returning Visitor



City	Users	% Users
1. (not set)	945	27.27%
2. Ithaca	359	10.36%
3. Cortland	231	6.67%
4. New York	115	3.32%
5. Owego	112	3.23%
6. Chicago	99	2.86%
7. Auburn	82	2.37%
8. Albany	61	1.76%
9. Syracuse	58	1.67%
10. Norwich	52	1.50%